

Part 3 - Orders of Dress

Contents

Chapter 1 - Full Ceremonial Dress	3-1
Section 1 - No. 1A – full ceremonial dress with weapons	3-1
3.1.1 Occasions for wear	3-1
Figure 3-1 No. 1A – Full Ceremonial Dress with Weapons	3-2
Table 3-1 No. 1A – Full Ceremonial Dress	3-3
Section 2 - No. 1B – ceremonial dress	3-4
3.1.2 Occasions for wear	3-4
Figure 3-2 No. 1B – Ceremonial Dress	3-5
Table 3-2 No. 1B – Ceremonial Dress	3-6
Section 3 - No. 1C – minor ceremonial dress	3-7
3.1.3 Occasions for wear	3-7
Figure 3-3 No. 1C – Minor Ceremonial Dress	3-8
Table 3-3 No. 1C – Minor Ceremonial Dress	3-9
Section 4 - No. 1D – officers tropical ceremonial dress	3-11
3.1.4 Occasions for wear	3-11
Figure 3-4 No. 1D – Officers Tropical Ceremonial Dress	3-11
Table 3-4 No. 1D – Officers Tropical Ceremonial Dress	3-12
Section 5 - No. 1E – tropical service dress	3-13
3.1.5 Occasions for wear	3-13
Table 3-5 No. 1E – Tropical Service Dress	3-14
Figure 3-5 No. 1E – Tropical Service Dress	3-13
Section 6 - No. 1F – relaxed service dress	3-15
3.1.6 Occasions for wear	3-15
Figure 3-6 No. 1F – Relaxed Service Dress	3-15
Table 3-6 No. 1F – Relaxed Service Dress	3-16
Chapter 2 - Mess Dress	3-17
Section 1 - No. 2 – mess dress	3-17
3.2.1 Occasions for wear	3-17

Figure 3-7 No. 2 – Mess Dress3-18

Table 3-7 No. 2 – Mess Dress3-19

Chapter 3 - Working Dress 3-20

Section 1 - No. 3A – semi-formal working dress3-20

3.3.1 Occasions for wear3-20

Figure 3-8 No. 3A – Semi-formal Working Dress3-20

Table 3-8 No. 3A – Semi-formal Working Dress3-21

Section 2 - No. 3B – working dress3-23

3.3.2 Occasions for wear3-23

Figure 3-9 No. 3B – Working Dress3-23

Table 3-9 No. 3B – Working Dress3-24

3.3.3 Occasions for wear3-26

3.3.4 Limitations on wear3-26

3.3.5 Method of wear3-26

Figure 3-10 No. 3C – Maternity Dress3-26

Table 3-10 No. 3C – Maternity Dress3-27

Chapter 4 - No.4 Field and Operational Dress 3-29

Section 1 - New Zealand Multi Terrain Pattern Field and Operational Dress3-29

3.4.1 Occasions for wear3-29

3.4.2 Limitations on wear3-29

3.4.3 Method of wear3-29

Figure 3-11 No.3D - New Zealand Multi-Terrain Pattern3-30

Table 3-11 No. 3D - Multi-Terrain Pattern3-30

Section 2 - No. 4A - general purpose uniform action dress3-32

3.4.4 Occasions for wear3-32

3.4.5 Method of wear3-32

Figure 3-12 No. 4A – GPU Action Dress3-32

Table 3-12 No. 4A – GPU Action Dress3-33

Section 3 - No. 4B – GPU working dress3-34

3.4.6 Occasions for wear3-34

3.4.7 Limitations on wear3-34

3.4.8	Method of wear	3-34
	Figure 3-13 No. 4B – GPU Working Dress	3-34
	Table 3-13 No. 4B – GPU Working Dress	3-35
Section 4 - No. 4C - GPU relaxed working dress		3-37
3.4.9	Occasions for wear	3-37
3.4.10	Limitations on wear	3-37
3.4.11	Method of wear	3-37
	Figure 3-14 No. 4C – GPU Relaxed Working Dress	3-37
	Table 3-14 No. 4C – GPU Relaxed Working Dress	3-38
Chapter 5 - Flying Dress		3-39
Section 1 - No. 5A - flying dress one piece		3-39
3.5.1	Occasions for wear	3-39
3.5.2	Relevant publications	3-39
3.5.3	Limitations on wear	3-39
3.5.4	Method of wear	3-39
	Figure 3-15 No. 5A - Flying Dress One Piece	3-40
	Table 3-15 No. 5A - Flying Dress One Piece	3-40
Section 2 - No. 5B - flying dress two piece		3-42
3.5.5	Occasions for wear	3-42
3.5.6	Limitations on wear	3-42
3.5.7	Method of wear	3-42
	Figure 3-16 No. 5B - Flying Dress Two Piece	3-42
	Table 3-16 No. 5B - Flying Dress Two Piece	3-42
Section 3 - No. 5C - flying dress multicam		3-44
3.5.8	Occasions for wear	3-44
3.5.9	Relevant publications	3-44
3.5.10	Limitations on wear	3-44
3.5.11	Method of wear	3-44
	Figure 3-17 No. 5C - Flying Dress Multicam Flying Shirt	3-44
	Table 3-17 No. 5C - Flying Dress Multicam Flying Shirt	3-45
Section 4 - No. 5D - combat dress multicam		3-46

3.5.12	Occasions for wear.	3-46
3.5.13	Relevant publications.	3-46
3.5.14	Limitations on wear.	3-46
3.5.15	Method of wear.	3-46
Figure 3-18	No. 5D – Flying Dress Multicam Combat Shirt.	3-46
Table 3-18	No. 5D – Flying Dress Multicam Combat Shirt.	3-47
Chapter 6 - Physical Training Dress		3-48
Section 1 - General.		3-48
3.6.1	Ironing.	3-48
3.6.2	Personal sports clothing.	3-48
3.6.3	Formal physical training at Royal New Zealand Air Force Base Woodbourne.	3-48
Section 2 - No. 6A - physical training dress.		3-49
3.6.4	Occasions for wear.	3-49
3.6.5	Limitations on wear.	3-49
3.6.6	Method of wear.	3-49
Figure 3-19	No. 6A - Physical Training Dress.	3-49
Table 3-19	No. 6A - Physical Training Dress.	3-50
Section 3 - No. 6B - PTI dress - instructional.		3-51
3.6.7	Occasions for wear.	3-51
3.6.8	Limitations on wear.	3-51
3.6.9	Method of wear.	3-51
Figure 3-20	No. 6B - PTI Dress Instructional Variation.	3-52
Table 3-20	No. 6B - PTI Dress Instructional Variations.	3-52
Section 4 - No. 6C - PTI dress - non-instructional/office variations.		3-55
3.6.10	Occasions for wear.	3-55
3.6.11	Limitations on wear.	3-55
3.6.12	Method of wear.	3-55
Figure 3-21	No. 6C - PTI Dress Non-instructional/Office Variations.	3-55
Table 3-21	No. 6C - PTI Dress Non-instructional/Office Variations.	3-56

Chapter 7 - Tarmac Dress 3-58

Section 1 - No. 7 - tarmac dress3-58

 3.7.1 Occasions for wear.....3-58

 3.7.2 Limitations on wear3-58

 3.7.3 Method of wear3-58

 Figure 3-22 No. 7 - Tarmac Dress.....3-58

 Table 3-22 No. 7 - Tarmac Dress3-59

Chapter 8 - Combat Dress (Deleted) 3-60

Chapter 9 - Other Orders of Dress and Miscellaneous Items 3-61

Section 1 - Officer orders of dress3-61

 3.9.1 Air Rank Officers.....3-61

 3.9.2 Warrant Officer of the Air Force (WOAF).....3-61

 Figure 3-23 WOAF Badge3-61

 Figure 3-24 WOAF Black Rank Slides.....3-62

 Figure 3-25 WOAF Blue Rank Slides3-62

 Figure 3-26 WOAF Rank Patch.....3-62

 Figure 3-27 WOAF Shoulder Loop.....3-63

 Figure 3-28 WOAF Cummerbund3-63

PART 3 - ORDERS OF DRESS

Chapter 1 - Full Ceremonial Dress

Section 1 - No. 1A – full ceremonial dress with weapons

3.1.1 Occasions for wear

- a. No. 1A full ceremonial dress with weapons is worn for the following occasions—
- (1) Regal and vice-regal calls.
 - (2) State, official and public occasions.
 - (3) Inspections by Air Rank Officers.
 - (4) Official/formal calls. When calling on foreign ships or establishment the dress customs of the host country are to be considered.
 - (5) Ceremonial parades—inspecting officers and official spectators. Anzac Day, Memorial Day and other formal services as a member of an official party.
 - (6) Guards of Honour as a participant or invited guest (refer to note).
 - (7) Courts Martial attended in an official capacity.
 - (8) Military funerals.
 - (9) Military weddings (bridal party, ushers and honour guard).
 - (10) State funerals—personnel attending in an official capacity.
 - (11) Service funerals, funerals and memorial services not of a state nature. Those attending in an official capacity.
 - (12) Ex-Service member’s parades if in an official capacity (if uniform is requested) eg if guest speaker at an Air Force Association parade.
 - (13) Full ceremonial events as ordered.

Note: Officers unattached or in a flight are to wear No. 1B Dress.

- b. References—
- (1) [DFO 6](#) *Defence Force Orders for Honours and Awards* for further information on orders, decorations and medals to be worn (including neck decorations and stars of orders).
 - (2) [NZ P23](#) *New Zealand Army Orders for Dress Part 2, Chapter 2, Section 4 Definition of State, Official and Public Occasions.*



Figure 3-1 No. 1A – Full Ceremonial Dress with Weapons

Table 3-1 No. 1A – Full Ceremonial Dress

Garment type	Standard items	Alternate items	Optional items
Hat	Hat, SD	Hat, turban (Note 1)	Hijab, NZDF, black (Note 2)
Jacket	Jacket, SD		
Trousers/skirt	» Trousers, SD; OR » Skirt, SD (Note 3)		
Shirt	Shirt, long sleeve (L/S), light blue		
Tie	Necktie, blue, SD		
Footwear	Shoes, General Service (GS), patent leather		
Coat			Jacket, overcoat SD
Gloves	Gloves, nylon, white (Note 4)	Officers and W/Os: gloves, leather	
Socks/pantyhose	» Socks, lightweight, ankle, dark blue (Note 5); OR » Pantyhose, almost black (Note 6)		
Orders/decorations/medals/ribbons	» Full size medals » Commendation insignia » Full size citations		
Accessories	» Name badge, Force For New Zealand » Belt, flying uniform » Belt, sword – Officers and W/Os carrying swords only » Swords (Notes 7 and 9). Officers of non-Air rank only wear a sword on the inside of the jacket on the following occasions: <ul style="list-style-type: none"> • Dress as ordered; • as a Reviewing Officer; • at a Service wedding. » Aiguillette (as required) » Shoulder devices (as required) » Shoulder loop (as entitled) » Shoulder board, plain blue (as required) » Rank slides » Badge, brevet, cloth (as entitled) » Badge, collar (as entitled) » Gorget (Officer Cadet (OCDT) only) » MP badge, blue (Note 8)	Sword, Air Rank Officer (Note 9)	» Sash, ceremonial (Note 10) » Shoulder board, ceremonial, Air Vice-Marshal (AVM) and above (Note 10)
<p>Notes</p> <p>(1) Sikh personnel only.</p> <p>(2) Muslim personnel only.</p> <p>(3) Trousers are to be worn by female personnel if ordered by parade commander or administrative instruction</p> <p>(4) Officers and W/Os: must be worn when sword is carried. All ranks: as ordered for rifle drill.</p> <p>(5) To be worn with trousers.</p> <p>(6) To be worn with skirt.</p> <p>(7) W/Os and officers of the rank Group Captain (GPCAPT) and below.</p> <p>(8) Personnel of the RNZAF MP Trade or personnel posted to the NZDF MP unit.</p> <p>(9) Air Commodore (AIR CDRE) and above. Air Officers always wear a sword on the inside of the jacket.</p> <p>(10) Reserved for certain ceremonial occasions as ordered. Always worn with white nylon gloves and medals and decorations if held.</p>			

*Section 2 - No. 1B – ceremonial dress***3.1.2 Occasions for wear**

No. 1B ceremonial dress is worn for the following occasions—

- (1) Royal and vice regal garden parties.
- (2) Inspections by Air Rank Officers.
- (1) Exchanging visits of ceremony, as an alternative to No. 1A full ceremonial dress with weapons.
- (3) Ceremonial parades when weapons are not carried.
- (4) Appeal courts in an official capacity or as the appellant.
- (5) Civil courts as an official Royal New Zealand Air Force (RNZAF) representative.
- (6) Medal presentations, recipients are to wear medal ribbon bars if entitled.
- (7) Formal evening functions, including formal dinners for personnel not in possession of No. 2 mess dress.
- (8) Spectators at ceremonial parades and Guards of Honour.
- (9) Church parades of a formal nature.
- (10) State funerals.
- (11) Service funerals, funerals and memorial services not of a state nature.
- (12) Military wedding guests.
- (13) Other occasions as ordered (eg Anzac Day, Remembrance Day).
- (14) When unattached or in a squadron during a parade ceremony. (Refer to note)

Note: When in a parade ceremonial role, or as a formally invited guest (as appropriate), it may be required to wear No. 1A dress.



Figure 3-2 No. 1B – Ceremonial Dress

Table 3-2 No. 1B – Ceremonial Dress

Garment type	Standard items	Alternate items	Optional items
Hat	Hat, SD	» Hat, turban (Note 1) » Beret, blue with beret cloth hat badge (Note 2)	Hijab, NZDF, black (Note 3)
Jacket	Jacket, SD		
Trousers/skirt	» Trousers, SD; OR » Skirt, SD (Note 4)		
Shirt	Shirt, L/S, light blue		
Tie	Necktie, blue, SD		
Footwear	Shoes, GS, patent leather	» Shoes, court (Note 5/6) » Shoes, court, flat (Note 5/6) » Boots, RM Williams (Note 6)	
Coat			» Jacket, overcoat SD » Coat, rain, black (Note 6)
Gloves			Officers and W/Os: gloves, leather
Socks/pantyhose	» Socks, lightweight, ankle, dark blue; OR » Pantyhose, almost black (Note 5)		
Orders/decorations/medals/ribbons	» Full size medals » Full size citations » Commendation insignia		
Accessories	» Name badge, Force For New Zealand » Belt, flying uniform » Aiguillette (as required) » Shoulder devices (as required) » Shoulder loop (as entitled) » Shoulder board, plain blue (as required) » Rank slides » Badge, brevet, cloth (as entitled) » Badge, collar (as entitled) » Gorget (OCDT only)		» Sunglasses (Note 6) » Sash, ceremonial (Note 7) » Shoulder board, ceremonial, AVM and above (Note 7)

Notes

- (1) Sikh personnel only.
- (2) Personnel of the RNZAF MP trade or personnel posted to the NZDF MP unit. The beret can be worn when on duty but not when on parade.
- (3) Muslim personnel only.
- (4) Trousers are to be worn by female personnel if ordered by parade commander or administrative instruction.
- (5) To be worn with skirt.
- (6) Not to be worn on parade.
- (7) Reserved for certain ceremonial occasions as ordered. Always worn with white nylon gloves and medals and decorations if held.

Section 3 - No. 1C – minor ceremonial dress

3.1.3 Occasions for wear

No. 1C minor ceremonial dress is worn for the following occasions—

- (1) Investitures, gloves are not to be worn on this occasion.
- (2) Military Tattoos as an official guest.
- (3) Service spectators and the accused at Courts Martial.
- (4) Courts Martial Appeal Court (officers participating and appellant).
- (5) Parades as ordered.
- (6) As an alternate to No. 2 dress when mess dress is not issued. Skirt option to be worn by female personnel when used as an alternate for No. 2 dress.
- (7) Medal presentations, recipients are to wear medal ribbon bars if entitled.

Officers

W/O's and Senior NCOs

Junior ranks



Figure 3-3 No. 1C – Minor Ceremonial Dress

Table 3-3 No. 1C – Minor Ceremonial Dress

Garment type	Standard items	Alternate items	Optional items
Hat	Hat, SD	<ul style="list-style-type: none"> » Hat, turban (Note 1) » Cap, field service (Note 2) » Beret, blue with beret cloth hat badge (Note 3/4) 	Hijab, NZDF, black (Note 5)
Jacket	Jacket, SD		
Trousers/skirt	<ul style="list-style-type: none"> » Trousers, SD; OR » Skirt, SD (Note 6) 		
Shirt	Shirt, L/S, light blue		
Tie	Necktie, blue, SD		
Footwear	Shoes, GS, patent leather	<ul style="list-style-type: none"> » Shoes, court (Note 7/9) » Shoes, court, flat (Note 7/9) » Boots, RM Williams (Note 7/8) 	
Coat			<ul style="list-style-type: none"> » Jacket, overcoat SD » Coat, rain, black (Note 7)
Gloves			<ul style="list-style-type: none"> » Officers and W/Os: gloves, leather » Other ranks: gloves, wool, blue-grey (Note 7)
Socks/pantyhose	<ul style="list-style-type: none"> » Socks, lightweight, ankle, dark blue (Note 8); OR » Pantyhose, almost black (Note 9) 		
Orders/decorations/medals/ribbons	<ul style="list-style-type: none"> » Medal ribbon bar » Commendation insignia » Full size citations 		
Accessories	<ul style="list-style-type: none"> » Name badge, Force For New Zealand » Belt, flying uniform (Note 8) » Aiguillette and/or shoulder devices (if entitled/appropriate) » Shoulder loop (as entitled) » Shoulder board, plain blue (as required) » Rank slides » Badge, brevet, cloth (as entitled) » Badge, collar (as entitled) » Gorget (OCDT only) » MP Badge, Blue (Note 3) 		Sunglasses (Note 10)

Table 3-3 No. 1C – Minor Ceremonial Dress (cont.)

Notes

- (1) Sikh personnel only.
- (2) May be worn when worn as working dress, eg photographer, VIP driving duties.
- (3) Personnel of the RNZAF MP Trade or personnel posted to the NZDF MP unit.
- (4) The beret can be worn when on duty but not when on parade.
- (5) Muslim personnel only.
- (6) Trousers are to be worn by female personnel if ordered by parade commander or administrative instruction.
- (7) Not to be worn on parade.
- (8) To be worn with trousers.
- (9) To be worn with skirt.
- (10) Not to be worn on parade unless otherwise ordered.

*Section 4 - No. 1D – officers tropical ceremonial dress***3.1.4 Occasions for wear**

- a. No. 1D officers tropical ceremonial dress is worn for the following occasions—
- (1) State occasions; and
 - (2) other ceremonial occasions eg garden parties.
- b. Defence Liaison Officers (DLOs) and Defence Attachés (DAs) in tropical areas are authorised to wear tropical ceremonial dress on State and other ceremonial occasions. Tropical ceremonial dress consists of a white ceremonial tunic (standard Royal New Zealand Navy (RNZN) issue) with RNZAF shoulder boards and buttons, worn with tropical weight trousers of service dress (SD) pattern. No. 1D dress is a tropical substitute for Nos 1A–1C dress and is more formal than No. 1E dress.



Figure 3-4 No. 1D – Officers Tropical Ceremonial Dress

Table 3-4 No. 1D – Officers Tropical Ceremonial Dress

Garment type	Standard items	Alternate items	Optional items
Hat	Hat, SD	Hat, turban (Note 1)	Hijab, NZDF, black (Note 2)
Jacket	Tunic, white (Note 3)		
Trousers/skirt	» Trousers, tropical; OR » Skirt, tropical		
Shirt	Shirt, L/S, light blue		
Tie	Necktie, blue, SD		
Footwear	Shoes, GS, patent leather	» Shoes, court (Note 4/7) » Shoes, court, flat (Note 4/7) » Boots, RM Williams (Note 4/5)	
Coat			Coat, rain, black (Note 4)
Gloves			Gloves, nylon, white – if sword is carried
Socks/pantyhose	Socks, lightweight, ankle, dark blue	Pantyhose, almost black (Note 6)	
Orders/decorations/medals/ribbons	» Full size medals » Commendation insignia » Full size citations		
Accessories	» Name badge, Force For New Zealand » Belt, flying uniform » Aiguillette and devices (as required) » Shoulder boards » Badge, brevet, cloth (as entitled) » Button, all ranks, shank 37 ligne (centre front) » Button, officer's screw type, 22 ligne (shoulder boards) » Ring, split 13 mm		» Sunglasses (Note 4) » Sword, officer » Belt, sword – worn when carrying swords only » Sword, air officer
<p>Notes</p> <p>(1) Sikh personnel only.</p> <p>(2) Muslim personnel only.</p> <p>(3) Standard navy pattern item.</p> <p>(4) Not to be worn on parade.</p> <p>(5) To be worn with trousers.</p> <p>(6) To be worn with skirt/patent leather GS shoes combination. Optional for wear with court shoes.</p> <p>(7) To be worn with a skirt</p>			

Section 5 - No. 1E – tropical service dress

3.1.5 Occasions for wear

- a. No. 1E tropical service dress is worn for the following occasions—
 - (1) As for orders of dress Nos 1A–1C.
 - (2) Any occasion when No. 3A Dress is too informal.
- b. No. 1E tropical service dress is a tropical substitute for Nos 1A–1C dress and is less formal than No. 1D dress. No. 1E tropical service dress is only to be worn for the duration of the posting to the appointment that has attracted entitlement unless a subsequent posting creates a new entitlement.
- c. No. 1E tropical service dress is not to be worn in New Zealand unless ordered otherwise.
- d. Medals or ribbons are authorised for wear with dress No. 1E.

Officers (worn with SD hat)

W/Os and Senior NCOs



Figure 3-5 No. 1E – Tropical Service Dress

Table 3-5 No. 1E – Tropical Service Dress

Garment type	Standard items	Alternate items	Optional items
Hat	Hat, SD	» Hat, turban (Note 1) » Cap, field service (Note 2) » Hat, sun, RNZAF blue (Note 3)	Hijab, NZDF, black (Note 4)
Trouser/skirt	» Trousers, tropical; OR » Skirt tropical		
Shirt	Jacket, bush		
Footwear	Shoes, GS, patent leather	» Shoes, court (Note 2/7) » Shoes, court, flat (Note 2/7) » Boots, RM Williams (Note 2/5)	
Coat			Coat, rain, black (Note 2)
Socks/pantyhose	Socks, lightweight, ankle, dark blue (Note 5)	Pantyhose, almost black (Note 6)	
Orders/ decorations/ medals/ribbons	» Medal ribbon bar » Commendation insignia » Full size citations		
Accessories	» Name badge, Force For New Zealand » Belt, flying uniform (Note 5) » Aiguillette (as required) » Shoulder loop (as entitled) » Shoulder devices (as required) » Rank slides, dark blue » Badge, brevet, cloth (as entitled) » Button, all ranks, shank 37 (centre front) » Button, all ranks, shank 27 ligne (pockets and epaulettes) » Ring, Split, 13 mm		Sunglasses (Note 3)
<p>Notes</p> <p>(1) Sikh personnel only.</p> <p>(2) Not to be worn on parade.</p> <p>(3) Not to be worn on parade unless otherwise ordered.</p> <p>(4) Muslim personnel only.</p> <p>(5) To be worn with trousers.</p> <p>(6) To be worn with skirt/patent leather GS shoe combination. Optional for wear with court shoes.</p> <p>(7) To be worn with a skirt.</p>			

Section 6 - No. 1F – relaxed service dress

3.1.6 Occasions for wear.

No. 1F relaxed service dress is worn for the following occasions—

- (1) Standard SD in tropical areas.
- (2) Relaxed SD in New Zealand.



Figure 3-6 No. 1F – Relaxed Service Dress

Table 3-6 No. 1F – Relaxed Service Dress

Garment type	Standard items	Alternate items	Optional items
Hat	Hat, SD	» Hat, turban (Note 1) » Hat, sun, RNZAF blue (Note 2)	Hijab, NZDF, black (Note 3)
Jacket			» Jacket, mild weather, black (Note 4) » Jacket, leather, black (Note 4)
Trousers/skirt	» Trousers, SD; OR » Skirt, SD		
Shirt	Shirt, L/S, light blue		
Tie	Necktie, blue, SD		
Footwear	Shoes, GS, patent leather	» Shoes, court (Note 4/7) » Shoes, court, flat (4/7) » Boots, RM Williams (Note 4/5)	
Coat			Coat, rain, black (Note 4)
Socks/pantyhose	» Socks, lightweight, ankle, dark blue (Note 5); OR » Pantyhose, almost black (Note 6)		
Orders/decorations/medals/ribbons	» Medal ribbon bar » Commendation insignia » Full size citations		
Accessories	» Name badge, Force For New Zealand » Belt, flying uniform (Note 5) » Aiguillette, lightweight (as required) » Shoulder devices (as required) » Rank slides » Badge, brevet, metal (as entitled) » Badge, collar (as entitled)		Sunglasses (Note 2)

Notes

- (1) Sikh personnel only.
- (2) Not to be worn on parade unless ordered otherwise.
- (3) Muslim personnel.
- (4) Not to be worn on parade.
- (5) To be worn with trousers.
- (6) To be worn with court shoes.
- (7) To be worn with a skirt

Chapter 2 - Mess Dress

Section 1 - No. 2 – mess dress

3.2.1 Occasions for wear

- a. No. 2 mess dress is worn for the following occasions—
 - (1) Formal military and civilian evening functions. Equivalent of civilian black tie clothing.
 - (2) Military balls.
 - (3) Formal mess functions when directed by the President of the Mess Committee (PMC) or Chairperson of the Mess Committee (CMC).
- b. As a general rule, mess dress is worn whenever the civilian equivalent of black tie clothing is ordered or considered appropriate for functions hosted by a prime minister, mayor or other civic dignitary, or when royalty or their vice regal representatives are present.
- c. No. 1C minor ceremonial dress may be worn at mess functions by members and junior ranks who do not have mess dress, but variations such as white shirts and bow ties are not permitted with No. 1C dress.
- d. Female personnel wearing No. 1C dress may wear trousers or a skirt.

Officers

Warrant Officers (W/Os) and senior non-commissioned officers (NCOs)

Junior ranks
As per [No. 1C](#) - minor ceremonial dress.



Figure 3-7 No. 2 – Mess Dress

Table 3-7 No. 2 – Mess Dress

Garment type	Standard items	Alternate items	Optional items
Hat		Hat, turban (Note 1)	» Hat, SD (Note 2) » Hijab, NZDF, black (Note 3)
Jacket	Jacket, mess dress		
Trousers/skirt	» Trousers, SD; OR » Skirt, mess dress		
Shirt	Shirt, mess dress, white (Note 4)		
Tie	» Necktie, bow, black (Note 11); OR » Necktie, crossover, black (Note 11)		
Footwear	» Shoes, GS, patent leather (Note 5) » Shoes, court (Note 6) » Shoes, court, flat (Note 6) » Boots, RM Williams (Note 5/9)		
Coat			» Jacket, overcoat, SD » Raincoat, black
Gloves			» Officers and W/Os: gloves, leather » Other ranks: gloves, wool, blue-grey (Note 7)
Socks/pantyhose	» Socks, black (Note 5); OR » Pantyhose, almost black (Note 6/8)		
Orders/decorations/medals/ribbons	» Miniature medals » Commendation insignia » Miniature citations		
Accessories	» Belt, flying uniform (Note 5) » Cummerbund » Aiguillette (as required) » Shoulder devices (as required) » Shoulder loop (as entitled) » Shoulder board (Officers) » Badge, rank mess kit W/Os and senior non-commissioned officers (SNCOs) » Badge, brevet, mess dress (as entitled) » Badge, collar (as entitled)		Handbag, evening, black (Note 10)

Notes

- (1) Sikh personnel only. May be worn without hat badge when hats are not worn.
- (2) Hats are not generally worn, but may be ordered on specific occasions as necessary (eg vice regal functions).
- (3) Muslim personnel only.
- (4) May be worn with plain cuff links and studs.
- (5) To be worn with trousers.
- (6) To be worn with skirt.
- (7) Only worn when SD overcoat is worn.
- (8) Pantyhose are an optional item (ie may opt to not wear socks or pantyhose with skirt/court shoes combination).
- (9) Not to be worn on parade.
- (10) A small plain clutch or shoulder bag may be used with this order of dress.
- (11) Note 11: As entitled

Chapter 3 - Working Dress

Section 1 - No. 3A – semi-formal working dress

3.3.1 Occasions for wear

No. 3A semi-formal working dress is worn for the following occasions—

- (1) Year round semi-formal working dress.
- (2) Standard dress for official visits to other New Zealand Defence Force (NZDF) establishments.
- (3) Parade practices.




Figure 3-8 No. 3A – Semi-formal Working Dress

Table 3-8 No. 3A – Semi-formal Working Dress

Garment type	Standard items	Alternate items	Optional items
Hat	Cap, field service	<ul style="list-style-type: none"> » Hat, turban (Note 1) » Hat, patka (Note 1) » Hat, sun, Royal New Zealand Air Force (RNZAF) blue (Note 2) » Hat, SD (Note 3) » Beret, blue (Note 4/5) 	Hijab, NZDF, black (Note 6)
Jacket/jersey			<ul style="list-style-type: none"> » Jacket, mild weather, black » Jacket, leather, black » Jersey, heavyweight » Jersey, lightweight
Trousers/skirt	Trousers, SD	Skirt, SD	
Shirt	Shirt, L/S, light blue		
Tie			Necktie, blue, SD
Footwear	Shoes, General Service (GS), black	<ul style="list-style-type: none"> » Shoes, court » Shoes, court, flat » Boots, RM Williams (Note 7) 	
Coat			<ul style="list-style-type: none"> » Coat, rain, black » Jacket, wet weather, typhoon, navy » Jacket, overcoat, SD (Note 8)
Gloves			<ul style="list-style-type: none"> » Officers and W/Os: gloves, leather (Note 8) » Other ranks: gloves, wool, blue-grey (Note 8)
Socks/pantyhose	Socks, lightweight, ankle, dark blue (Note 9)	Pantyhose, almost black (Note 10)	
Orders/decorations/medals/ribbons	<ul style="list-style-type: none"> » Medal ribbon bar » Commendations insignia » Full size citations 		
Accessories	<ul style="list-style-type: none"> » Name badge, Force For New Zealand » Belt, flying uniform » Aiguillette, lightweight (as required) » Shoulder devices (as required) » Rank slides » Badge, brevet, metal (as entitled) » Badge, collar (as entitled) » MP Badge, Blue (Note 4) 		» Sunglasses (Note 2)

Table 3-8 No. 3A – Semi-formal Working Dress (cont.)

Notes

- (1) Sikh personnel only.
- (2) Not to be worn on parade.
- (3) To be worn as ordered for parade practices.
- (4) Personnel of the RNZAF MP Trade or personnel posted to the NZDF MP unit.
- (5) The beret can be worn when on duty but not when on parade.
- (6) Muslim personnel only.
- (7) To be worn with trousers.
- (8) To be worn with jacket or jersey.
- (9) To be worn with GS shoes, RM Williams boots or safety shoes.
- (10) Compulsory with skirt/GS shoes combination. Optional for wear with court shoes worn with either trousers or skirt.

Section 2 - No. 3B – working dress

3.3.2 Occasions for wear

No. 3B working dress is worn for the following occasions—

- (1) Daily working dress.
- (2) Standard working dress for tropical areas.
- (3) Parade practices.




Figure 3-9 No. 3B – Working Dress

Table 3-9 No. 3B – Working Dress

Garment type	Standard items	Alternate items	Optional items
Hat	Cap, field service	<ul style="list-style-type: none"> » Hat, turban (Note 1) » Hat, sun, RNZAF blue (Note 2) » Hat, SD (Note 3) » Beret, blue (Note 4) 	Hijab, NZDF, black (Note 5)
Jacket/Jersey			<ul style="list-style-type: none"> » Jacket, mild weather, black » Jacket, leather, black » Jersey, heavyweight » Jersey, lightweight
Trousers/skirt	<ul style="list-style-type: none"> » Trousers, SD » Skirt, SD 		
Shirt	Shirt, short sleeve (S/S), light blue		
Footwear	Shoes, General Service (GS), black	<ul style="list-style-type: none"> » Shoes, court » Shoes, court, flat » Boots, RM Williams (Note 6) » Boots, combat, black (Note 6) » Boots, safety, black (Note 6) » Sandals (Note 7) 	
Coat			<ul style="list-style-type: none"> » Coat, rain, black » Jacket, overcoat SD (Note 8/9)
Gloves			<ul style="list-style-type: none"> » Officers and W/O: gloves, leather (Note 8) » Other ranks: gloves, wool, blue-grey (Note 8)
Socks/pantyhose	Socks, lightweight, ankle, dark blue (Note 9)	<ul style="list-style-type: none"> » Pantyhose, almost black (Note 10) » Socks, temperate, black (Note 11) 	
Orders/decorations/medals/ribbons	<ul style="list-style-type: none"> » Medal ribbon bar » Commendations insignia » Full size citations 		
Accessories	<ul style="list-style-type: none"> » Name badge, Force For New Zealand » Belt, flying uniform » Aiguillette, lightweight (as required) » Shoulder devices (as required) » Rank slides » Badge, brevet, metal (as entitled) » Badge, collar (as entitled) 		Sunglasses (Note 2)

Table 3-9 No. 3B – Working Dress (cont.)

Notes

- (1) Sikh personnel only.
- (2) Not to be worn on parade unless otherwise ordered.
- (3) To be worn as ordered for parade practices.
- (4) Personnel of the RNZAF MP Trade or personnel posted to the NZDF MP unit.
- (5) Muslim personnel only.
- (6) To be worn with trousers.
- (7) To be worn with skirt.
- (8) Not for wear with sandal options.
- (9) To be worn with GS shoes and RM Williams Boots.
- (10) To be worn with skirt/GS shoes. Optional for wear with court shoes. Not to be worn with sandals.
- (11) To be worn with combat and safety boots.

No. 3C – maternity dress**3.3.3 Occasions for wear**

No. 3C maternity dress is worn for the following occasions—

- (1) **During pregnancy.** When standard uniform items no longer fit.
- (2) **Up to six months post-partum.** A longer period may be approved on application to unit commanding officer (CO) if required.

3.3.4 Limitations on wear

If the nature of duties requires a special type of clothing not available in the maternity uniform range, then pregnant Service personnel may wear a civilian maternity equivalent garment within the workplace in consultation with their manager and the RNZAF Clothing Manager.

3.3.5 Method of wear

- a. Maternity shirts are to be worn untucked.
- b. The shirt is to be hemmed at a length to cover the stretch panel of the skirt or trousers while remaining as long as possible to allow for changing shape as pregnancy progresses.
- c. Items are to be worn in combinations that best approximate Nos 1A–1C, 3A and 3B Dress based on a best fit of level of ceremony, environment and comfort.



Figure 3-10 No. 3C – Maternity Dress

Table 3-10 No. 3C – Maternity Dress

Garment type	Standard items	Alternate items	Optional items
Hat	Cap, field service	» Hat, sun, RNZAF blue » Beret, blue (Note 1)	Hijab, NZDF, Black (Note 2)
Jacket/Jersey	Cardigan, maternity		» Jacket, mild weather, black » Jacket, leather, black
Trousers/skirt	Trousers, maternity	Skirt, maternity	
Shirt	Shirt, maternity, S/S		
Footwear	Shoes, GS, black	» Shoes, court » Sandals » Shoes, court, flat » Boots, safety (Note 3) » Boots, RM Williams (Note 3) » Boots, patrol, black (Note 3)	
Coat			» Coat, rain, black
Gloves			» Officers and W/Os: gloves, leather (Note 4) » Other ranks: gloves, wool, blue-grey (Note 4)
Socks	Socks, lightweight, ankle, dark blue		
Orders/ decorations/ medals/ribbons	» Medal ribbon bar » Commendations insignia		
Accessories	» Name badge, Force For New Zealand » Aiguillette, lightweight (as required) » Shoulder devices (as required) » Rank slides » Badge, brevet, metal (as entitled) » Badge, collar (as entitled)		Sunglasses
<p>Notes—</p> <p>(1) Personnel of the RNZAF MP Trade or personnel posted to the NZDF MP unit.</p> <p>(2) Muslim personnel only</p> <p>(3) May be worn with trousers but not skirt alternate.</p> <p>(4) Worn only with jacket or cardigan</p>			

Chapter 4 - No.4 Field and Operational Dress

Section 1 - New Zealand Multi Terrain Pattern Field and Operational Dress

3.4.1 Occasions for wear

No. 4 Dress is worn for the following occasions.

- (1) Daily working dress, when Nos 3A-3C dress are not appropriate.
- (2) Operational deployment.
- (3) Travelling as passengers on NZDF aircraft.
- (4) Parade practices.
- (5) Standard dress for visits to other NZDF establishments.

3.4.2 Limitations on wear

When under location specific orders ie HQNZDF, transit for deployments, ceremonial occasions, parades etc and where safety requirements mean New Zealand Multi-Terrain Pattern (NZMTP) is not suitable.

3.4.3 Method of wear

- a. Sleeves may be worn fully extended and fasted at the wrist, or rolled to above the elbow.
- b. Shirts are to be worn untucked.
- c. The zipper of a shirt is to be zippered to the second button and the collar worn open unless for safety or operational reasons.
- d. A t-shirt is to be worn as an undershirt.
- e. Approved boots or shoes must be worn and shall be maintained in a clean condition.
- f. Trousers are to be worn unbloused.



Figure 3-11 No.3D - New Zealand Multi-Terrain Pattern

Table 3-11 No. 3D - Multi-Terrain Pattern

Hat	Cap, baseball, RNZAF	<ul style="list-style-type: none"> • Cap, Field Service • Hat, turban (Note 2) • Hat, jungle • Hat, patka (Note 2) • Hijab, NZDF, black (Note 3) • Beanie, RNZAF (Note 4) 	<ul style="list-style-type: none"> • Balaclava (Note 1) • Operational Baseball Caps approved for specific deployments
Jacket Liner	Jacket Combat Liner Huron MultiCam		
Jacket	Jacket Combat Huron MultiCam		Wet weather jacket
Trousers	Trousers, MTP, field	Trousers, MTP, field FR	Wet weather over trousers
Shirt	Shirt, MTP, field (Note 5)	Shirt, MTP, field FR	
Footwear	As per scale of issue	Shoes, 5.11 tactical trainer shoe (Note 6)	
Gloves	As per scale of issue		
Socks	As per scale of issue		

Table 3-11 No. 3D - Multi Terrain Pattern (cont.)

Garment Type	Standard Items	Alternate Items	Optional Items
Accessories	<ul style="list-style-type: none"> • Belt, flying uniform • Badge, name, subdued (right chest) • Badge, rank, subdued (centre chest) • Badge, flag, New Zealand, subdued (upper left arm) • Badge, kiwi, subdued (lower left arm) (Note 8) 	<ul style="list-style-type: none"> • Belt, Combat Trousers, OSFA • Badge, Base/Unit/Squadron, subdued (right arm) • Badge, RNZAF roundel, subdued, or Badge, Trade, Subdued (lower left arm) • Badge, Geneva Convention protection (right arm) (Note 7) 	
Undergarments			<ul style="list-style-type: none"> • T-shirt, PT • Undershirt, merino, black L/S (Note 9) or S/S • Undertrouser, merino, black
<p>Notes:</p> <ol style="list-style-type: none"> 1 To be worn in the field only. 2 Sikh personnel only. 3 Muslim personnel only. 4 Not to be worn out of immediate work area. 5 Shirt may be removed as relaxed dress during appropriate activities ie PT, as working dress in immediate workplace. Shirt is to be replaced when in transit or outside immediate workplace. 6 Wearing of 5.11 tactical trainer shoes is subject to the following conditions— <ol style="list-style-type: none"> (a) With the exception of PJI, these are not to be worn for flying duties; (b) Not to be worn when carrying loads over 25kg; (c) Not to be worn on parade due to a lack of cushioning for drill movements; and (d) Not to replace safety boots/shoes or flying boots. 7 Entitled personnel. 8 On Deployment. 9 Only when MTP sleeves are worn down. 			

*Section 2 - No. 4A - general purpose uniform action dress***3.4.4 Occasions for wear**

No. 4A GPU action dress is worn for the following occasions—

- (1) Operational deployments.
- (2) Working dress when Nos 3A–3C dress are not appropriate.

3.4.5 Method of wear

- a. Shirt zip is to be fully zipped up.
- b. All Velcro tabs fastened.
- c. Sleeves down.
- d. Shirt untucked.
- e. A cotton or other FR T-shirt is to be worn underneath the shirt tucked in to the trousers.



Figure 3-12 No. 4A – GPU Action Dress

Table 3-12 No. 4A – GPU Action Dress

Garment type	Standard items	Alternate items	Optional items
Hat	Cap, Field Service	» Hat, turban (Note 1) » Hat, patka (Note 1) » Beret, blue with beret cloth hat badge (Note 2)	Hijab, New Zealand Defence Force (NZDF), black (Note 3)
Jacket/Jersey			» Jacket, mid-layer, GPU » Jacket, wet weather, typhoon, navy (Note 4) » Jersey, cold weather (Note 5)
Trousers	Trousers, GPU		
Shirt	Shirt, GPU	Shirt, under body armour, FR, Military Police (MP) (Note 2/6)	
Footwear	Boots, safety (Note 7)	Boots, flying (Note 7/8)	
Socks	Socks, temperate	Socks, cold weather	
Accessories	» Belt, flying uniform » Name tag, Royal New Zealand Air Force (RNZAF), embroidered, Velcro » Badge, rank, blue » Badge, roundel, RNZAF, right facing (right sleeve) » Badge, kiwi, black (left sleeve)	» Badge, name (aircrew brevet) (Note 8) » Badge, Geneva Convention Protection (Note 9) » Patch, trade (left sleeve) » Badge, squadron/unit » Patch, squadron/unit » Badge, roundel, RNZAF, left facing (left sleeve)	Sunglasses
Undergarments	T-shirt, physical training (PT), navy blue	» T-shirt, Air Operational, blue » T-shirt, maroon (Note 10)	» Undershirt, merino, L1, black (L/S or S/S). » Undertrouser, merino, L1, black

Notes

- (1) Sikh personnel only.
- (2) Personnel of the RNZAF MP Trade or personnel posted to the NZDF MP Unit.
- (3) Muslim personnel only.
- (4) Overtrousers only to be worn in combination with wet weather jacket.
- (5) This garment has no provision for rank to be worn and is not to be worn off NZDF camps and bases.
- (6) To be worn with body armour only. Not to be worn as an outer garment without body armour.
- (7) Boots approved for wear with this order of dress on Clothing Scale 108.
- (8) Aircrew only.
- (9) Entitled personnel.
- (10) Technical trade instructors at RNZAF Base Woodbourne and other training units.

*Section 3 - No. 4B – GPU working dress***3.4.6 Occasions for wear**

No. 4B GPU working dress is worn for the following occasions—

- (1) Operational deployments.
- (2) Working dress when Nos 3A–3C dress is not appropriate.

3.4.7 Limitations on wear

May be worn for parade rehearsal at the discretion of the parade commander.

3.4.8 Method of wear

- a. Shirt worn untucked.
- b. Sleeves down or up.
- c. T-shirts may be worn under the shirt tucked in to the trousers.
- d. Trousers may be worn bloused or unbloused.



Figure 3-13 No. 4B – GPU Working Dress

Table 3-13 No. 4B – GPU Working Dress

Garment type	Standard items	Alternate items	Optional items
Hat	Cap, Field Service	<ul style="list-style-type: none"> » Hat, turban (Note 1) » Hat, patka (Note 1) » Hat, sun, RNZAF blue » Cap, baseball, mesh, RNZAF » Beanie, RNZAF » Beret, blue with beret cloth hat badge (Note 2) » Baseball cap, unit (Note 3) 	Hijab, NZDF, black (Note 4)
Jacket/Jersey			<ul style="list-style-type: none"> » Jacket, mid-layer, GPU » Jacket, wet weather, typhoon, navy » Jersey, cold weather (Note 5)
Trousers	Trousers, GPU		Overtrousers, wet weather, navy (Note 6)
Shirt	Shirt, GPU		
Footwear	Boots, combat, black (Note 7)	<ul style="list-style-type: none"> » Boots, safety » Boots, flying (Note 7/8) » Shoe, 5.11, tactical trainer (garrison shoe) (Note 9) 	
Coat			Coat, rain, black
Socks	Socks, temperate	Socks, cold weather	
Accessories	<ul style="list-style-type: none"> » Belt, flying uniform » Name tag, RNZAF, embroidered, Velcro » Badge, rank, blue » Badge, roundel, RNZAF, right facing (right sleeve) » Badge, kiwi, black (left sleeve) 	<ul style="list-style-type: none"> » Badge, name (aircrew brevet) (Note 8) » Badge, Geneva Convention protection (Note 10) » Patch, trade (left sleeve) » Badge, squadron/unit » Patch, squadron/unit » Badge, roundel, RNZAF, left facing 	Sunglasses
Undergarments			<ul style="list-style-type: none"> » Undertrouser, merino, L1, black » Undershirt, merino, L1, black L/S (Note 11) or S/S. » T-shirt, physical training (PT), branded, air » T-shirt, PT, navy blue » T-shirt, maroon (Note 12) » T-shirt, Air Operational

Table 3-13 No. 4B – GPU Working Dress (cont.)

Notes

- (1) Sikh personnel only.
- (2) Personnel posted to the NZDF MP unit.
- (3) Only when approved by RCB.
- (4) Muslim personnel only.
- (5) This garment has no provision for rank to be worn and is not to be worn off NZDF camps and bases.
- (6) Overtrousers only worn in combination with wet weather jacket.
- (7) Boots approved for wear with this order of dress on Clothing Scale 108.
- (8) Aircrew only.
- (9) Wearing of 5.11 tactical trainer shoes is subject to the following conditions—
 - (a) Not to be worn for flying duties, except by PJIs.
 - (b) Deleted.
 - (c) Not to be worn when carrying loads of over 25 kg.
 - (d) Not to be worn on parade due to lack of cushioning for drill movements.
 - (e) Not to replace safety boots/shoes or flying boots.
- (10) Entitled personnel.
- (11) Only when GPU sleeves worn down.
- (12) Technical trade instructors at RNZAF Base Woodbourne and other training units.

Section 4 - No. 4C - GPU relaxed working dress

3.4.9 Occasions for wear

No. 4C GPU relaxed working dress is worn for the following occasions—

- (1) As working dress in immediate workplace as an alternate to No. 4B.
- (2) Appropriate PT activities eg confidence course, battle PT, ropes, endurance PT (may be worn without hat in these cases).

3.4.10 Limitations on wear

Not to be worn in transit/outside workplace.

3.4.11 Method of wear

- a. T-shirt tucked in at all times.
- b. Safety boots are compulsory when worn in a hangar/warehouse environment.
- c. Headdress is not usually worn for PT except for hat, patka.



Figure 3-14 No. 4C – GPU Relaxed Working Dress

Table 3-14 No. 4C – GPU Relaxed Working Dress

Garment type	Standard items	Alternate items	Optional items
Hat			» Cap, field service » Hat, turban (Note 1) » Hat, patka (Note 1) » Hijab, NZDF, black (Note 2) » Hat, sun, RNZAF blue » Cap, baseball, mesh, RNZAF » Beanie, RNZAF » Beret, blue (Note 3) » Cap, baseball, PT, RNZAF (Note 4)
Trousers	Trousers, GPU		
Shirt	T-shirt, PT, navy blue	» T-Shirt, PT, branded, air (Note 5/6) » T-shirt, maroon (Note 6) » T-shirt, PT, course (Note 7) » Jersey, rugby, blue » T-shirt, Air Operational » T-shirt, unit (Note 8)	
Footwear	Boots, combat, black (Note 9)	» Boots, flying (Note 9/10) » Boots, safety (Note 9/11) » Shoes, PT (Note 12) » Shoe, 5.11, tactical trainer (garrison shoe) (Note 13)	
Socks	Socks, temperate	Socks, cold weather	
Accessories	» Belt, flying uniform » Badge, rank, iron-on (T-shirt) – non-commissioned officer (NCO) or senior non-commissioned officer (SNCO) only		Sunglasses

Notes

- (1) Sikh personnel only.
- (2) Muslim personnel only.
- (3) Personnel posted to the NZDF MP unit.
- (4) May be worn as directed by physical training instructors (PTI) when No. 4C is worn as PT uniform.
- (5) Not to be worn in hazardous areas as it contains synthetic fibre and is not anti-static.
- (6) May be worn for recruiting activities.
- (7) Technical trade instructors at RNZAF Base Woodbourne and other training units.
- (8) Only when approved by RCB.
- (9) Boots approved for wear with this order of dress on Clothing Scale 108.
- (10) Aircrew only.
- (11) Compulsory when worn as a working dress in a hangar or warehouse environment.
- (12) When instructed by PTI.
- (13) Wearing of 5.11 tactical trainer shoes is subject to the following conditions—
 - (a) Not to be worn for flying duties, except by PJIs.
 - (b) Not to be worn on operations or with multi-terrain camouflage uniform (MCU).
 - (c) Not to be worn when carrying loads of over 25 kg.
 - (d) Not to be worn on parade due to lack of cushioning for drill movements.
 - (e) Not to replace safety boots/shoes or flying boots.

Chapter 5 - Flying Dress

Section 1 - No. 5A - flying dress one piece

3.5.1 Occasions for wear

No. 5A flying dress one piece is worn for the following occasions—

- (1) Working dress for aircrew on units/SQNs where flying is part of their normal daily duties.
- (2) Aircrew travelling as a passenger on New Zealand Defence Force (NZDF) aircraft.

Note: These orders do not compromise Aviation Flying Orders or relevant flying clothing publications for wear during flying operations.

3.5.2 Relevant publications

Additional policy that applies to flying dress when worn as safety clothing and when on a tarmac area are contained in—

- (1) [AVO Aviation Orders \(AVOs\) General Orders for NZDF Military Aviation Operations](#), Part 1, Chapter 2, Leaflet E41;
- (2) [NZAP 6001-1 Competency, General Orders and Procedures](#), Chapter 12, Technical Order A-5; and
- (3) [NZAP 6222.053-3M Personal Protective Equipment, Anti-G Suit, Aircrew, Model CSU-13B/P Repair Manual with Maintenance Instructions and IPB](#), Chapter 3.

3.5.3 Limitations on wear

May be worn for parade rehearsal at the discretion of the parade commander.

3.5.4 Method of wear

- a. Sleeves are to be worn fully extended and fastened at the wrist.
- b. The zipper of the flyers' dress is to be zippered to the same position as for the second button of an open necked shirt.
- c. An undershirt or T-shirt worn as an undershirt is permitted to be visible at the neckline of the flyers' dress.
- d. When a leather or flyers' jacket is worn as an outer garment, it is to be fully zipped up.
- e. Approved flying boots must be worn and shall be maintained in a clean and black condition. Boots are to be polished with standard black shoe polish.
- f. Coveralls to be ironed flat without creases.



Figure 3-15 No. 5A - Flying Dress One Piece

Table 3-15 No. 5A - Flying Dress One Piece

Garment type	Standard items	Alternate items	Optional items
Hat	Cap, Field Service (FS.)	<ul style="list-style-type: none"> » Hat, turban (Note 1) » Hat, patka (Note 1) » Cap, baseball, mesh, RNZAF » Hat, sun, RNZAF blue 	Hijab, NZDF, black (Note 2)
Jacket	Jacket, flyers, nomex	<ul style="list-style-type: none"> » Jacket, flyers, winter weight, sage green » Jacket, leather, black (Note 3) 	<ul style="list-style-type: none"> » Jacket, flyers, loft, multicam » Jacket, combat, fleece » Jacket, wet weather, flame resistant (FR), wild things
Trousers			<ul style="list-style-type: none"> » Trousers, flying, wet weather, FR, wild things (Note 4) » Trousers, flyers, loft, multicam
Coverall	Coverall, flyers, nomex, sage green		
Footwear	Boots, flying (Note 5)	Shoe, 5.11, tactical trainer (garrison shoe) (Note 6)	
Gloves	Gloves, flyers, sage green		

Table 3-14 No. 5A - Flying Dress One Piece (cont.)

Garment type	Standard items	Alternate items	Optional items
Socks	Socks, temperate	Socks, cold weather	
Accessories	<ul style="list-style-type: none"> » Badge, rank SD (right sleeve) (Note 7) » Badge, rank, Subdued, W/O (right sleeve) » Braid, rank (both shoulders) (Note 8) » Badge, name (aircrew brevet) (Note 9) » Badge, squadron/unit (right sleeve) » Patch, squadron/unit (right chest) » Shoulder flash, New Zealand (both sleeves) » Badge, flag, New Zealand (left sleeve) 	<ul style="list-style-type: none"> » Name badge, squadron (Note 10) » Name tag, RNZAF, embroidered, Velcro (Note 11) 	
Undergarments			<ul style="list-style-type: none"> » Undershirt, FR, drifire, sand » Undershirt, merino, black » Undershirt, FR, midweight, drifire, sand » T-shirt, Air Operational, tan or blue
<p>Notes</p> <ul style="list-style-type: none"> (1) Sikh personnel only. (2) Muslim personnel only. (3) Ground use only. Not approved flying clothing. (4) Overtrouser only worn in combination with wet weather jacket. (5) Boots approved for wear with this order of dress on Clothing Scale 108. (6) Not to be worn for flying operations, office use only. (7) Non-commissioned officer (NCO) or senior non-commissioned officer (SNCO) only. (8) Officer only. (9) Entitled personnel only. (10) Before qualifying for brevet. (11) Non-aircrew personnel. 			

Section 2 - No. 5B - flying dress two piece

3.5.5 Occasions for wear

As for [No. 5A](#) - flying dress one piece.

3.5.6 Limitations on wear

As for [No. 5A](#) - flying dress one piece.

3.5.7 Method of wear

As for [No. 5A](#) - flying dress one piece.



Figure 3-16 No. 5B - Flying Dress Two Piece

Table 3-16 No. 5B - Flying Dress Two Piece

Garment type	Standard items	Alternate items	Optional items
Hat	Cap, FS	<ul style="list-style-type: none"> » Hat, turban (Note 1) » Hat, patka (Note 1) » Cap, baseball, mesh, RNZAF » Hat, sun, RNZAF blue 	Hijab, NZDF, black (Note 2)
Jacket	Jacket, flyers, nomex	<ul style="list-style-type: none"> » Jacket, flyers, winter weight, sage green » Jacket, leather, black (Note 3) 	<ul style="list-style-type: none"> » Jacket, flyers, loft, multicam » Jacket, combat, fleece » Jacket, flying, wet weather, FR, wild things

Table 3-16 No. 5B - Flying Dress Two Piece (cont.)

Garment type	Standard items	Alternate items	Optional items
Trousers	Trouser, flying, nomex, sage green		<ul style="list-style-type: none"> » Trouser, flying, wet weather, FR, wild things (Note 4) » Trouser, flyers, loft, multicam
Shirt	Shirt, flying, nomex, sage green		
Footwear	Boot, flying (Note 5)	Shoes, 5.11, tactical trainer (garrison shoe) (Note 7)	
Gloves	Gloves, flyers, sage green		
Socks	Socks, temperate	Socks, cold weather	
Accessories	<ul style="list-style-type: none"> » Belt, flying uniform » Badge, name (aircrew brevet) (Note 7) » Badge, squadron/unit (right sleeve) » Patch, squadron/unit (right chest) » Badge, rank, SD (right sleeve) (Note 8) » Badge, rank, subdued, W/O (right sleeve) » Braid, rank (both shoulders) (Note 9) » Shoulder flash, New Zealand (both sleeves) » Badge, flag, New Zealand (left sleeve) 	<ul style="list-style-type: none"> » Name badge, squadron (Note 10) » Name tag, RNZAF, embroidered, Velcro (Note 11) 	<ul style="list-style-type: none"> » Sunglasses, aircrew » Sunglasses, ballistic, black (Note 3) » Protector, neck, FR
Undergarments			<ul style="list-style-type: none"> » Undershirt, FR, drifire, sand » Undershirt, FR, midweight, drifire, sand » T-shirt, ultra-lightweight, FR, drifire, sand » Undershirt, merino, black » T-shirt, Air Operational, blue » T-shirt, 5.11, tan » Undertrouser, merino, L1, black » Undertrouser, FR, drifire, sand » Undertrouser, combat fleece, L4

Notes

- (1) Sikh personnel only.
- (2) Muslim personnel only.
- (3) Ground use only. Not approved flying clothing.
- (4) Overtrouser only worn in combination with wet weather jacket.
- (5) Boots approved for wear with this order of dress on Clothing Scale 108.
- (6) Not to be worn for flying operations, office use only.
- (7) Entitled personnel only.
- (8) NCO/SNCO only.
- (9) Officer only.
- (10) Before qualifying for brevet.
- (11) Non-aircrew personnel.

*Section 3 - No. 5C - flying dress multicam***3.5.8 Occasions for wear.**

As for [No. 5A](#) – flying dress one piece.

3.5.9 Relevant publications

As for [No. 5A](#) – flying dress one piece.

3.5.10 Limitations on wear

As for [No. 5A](#) – flying dress one piece.

3.5.11 Method of wear

- a. Sleeves are to be worn fully extended and fastened at the wrist when flying, but may be worn rolled to the elbow when not flying.
- b. Shirt worn untucked.
- c. The zipper of the flying shirt is to be zippered to the same position as for the second button of an open necked shirt.
- d. An undershirt or T-shirt worn as an undershirt is permitted to be visible at the neckline of the flyers' dress.
- e. Approved flying boots must be worn when flying.



Figure 3-17 No. 5C - Flying Dress Multicam Flying Shirt

Table 3-17 No. 5C - Flying Dress Multicam Flying Shirt

Garment type	Standard items	Alternate items	Optional items
Hat	Cap, baseball, RNZAF	Cap, Field Service (FS.)	» Hat, turban (Note 1) » Hat, patka (Note 1) » Hijab, NZDF, black (Note 2) » As per squadron scale of entitlement
Jacket	Jacket, flyers, loft, multicam	Jacket, flyers, wet weather, multicam	
Trousers	Trousers, flyers, multicam		» Trousers, flyers, loft, multicam » Trousers, flyers, wet weather, multicam
Shirt	Shirt, flyers, multicam		
Footwear	Boot, flying (Note 3)	Shoes, 5.11 tactical trainer (garrison shoe) (Note 4)	
Gloves	As per squadron scale of entitlement		
Socks	As per squadron scale of entitlement		
Accessories	» Belt, pistol » Badge, name, subdued (right chest) » Badge, brevet, subdued (left chest) (Note 5) » Badge, rank, subdued (centre chest) » Badge, squadron, subdued (lower right shoulder) » Badge, flag, NZ, subdued (upper left shoulder)	Belt, riggers	As per squadron scale of entitlement
Undergarments	As per squadron scale of entitlement		
Notes			
(1) Sikh personnel only.			
(2) Muslim personnel only.			
(3) Boots approved for wear with this order of dress on Clothing Scale 108.			
(4) Not to be worn for flying operations, office use only.			
(5) Entitled personnel only.			

*Section 4 - No. 5D - combat dress multicam***3.5.12 Occasions for wear.**

As for [No. 5A](#) – flying dress one piece.

3.5.13 Relevant publications

As for [No. 5A](#) – flying dress one piece.

3.5.14 Limitations on wear

As for [No. 5A](#) – flying dress one piece.

3.5.15 Method of wear

- a. Sleeves are to be worn fully extended and fastened at the wrist for flying, but may be worn rolled to the elbow when not flying.
- b. Shirt tucked in.
- c. The zipper of the flying shirt is to be zippered to the same position as for the second button of an open necked shirt.
- d. An undershirt or T-shirt worn as an undershirt is permitted to be visible at the neckline of the flyers' dress.
- e. Approved flying boots must be worn when flying.



Figure 3-18 No. 5D – Flying Dress Multicam Combat Shirt

Table 3-18 No. 5D – Flying Dress Multicam Combat Shirt

Garment type	Standard items	Alternate items	Optional items
Hat	As per No. 5C - flying dress multicam flying shirt		
Jacket	As per No. 5C - flying dress multicam flying shirt		
Trousers	As per No. 5C - flying dress multicam flying shirt		
Shirt	Shirt, combat, multicam		
Footwear	As per No. 5C - flying dress multicam flying shirt		
Gloves	As per No. 5C - flying dress multicam flying shirt		
Socks	As per No. 5C - flying dress multicam flying shirt		
Accessories	<ul style="list-style-type: none"> » Belt, pistol » Badge, name/brevet, subdued (lower left shoulder) » Badge, flag, New Zealand, subdued (upper left shoulder) » Badge, rank, subdued (upper right shoulder) » Badge, squadron, subdued (lower right shoulder) 	Belt, riggers	As per squadron scale of entitlement
Undergarments	As per No. 5C - flying dress multicam flying shirt		

Chapter 6 - Physical Training Dress

Section 1 - General

3.6.1 Ironing

- a. The following garments are to be ironed flat with no creases—
 - (1) shorts;
 - (2) general purpose uniform (GPU)/civilian equivalent trouser; and
 - (3) tracksuit trousers.
- b. The following garments are to be ironed flat, creases in sleeves and collar ironed flat—
 - (1) T-shirts;
 - (2) rugby jerseys;
 - (3) NZMTP shirts; and
 - (4) polo shirts.

3.6.2 Personal sports clothing

- a. Personal sports clothing may be permitted for wear for organised personal or unit physical training (PT), sport or recreation on occasion. The following guidelines apply—
 - (1) shorts must be short enough to allow the whole kneecap to be seen;
 - (2) personal purchase running shoes are permitted provided they are kept clean and tidy to the same standard as issue running shoes.
- b. The following garments are not permitted to be worn—
 - (1) red shirts;
 - (2) singlets;
 - (3) ripped clothing; or
 - (4) any garment featuring derogatory or offensive slogans or symbols.

3.6.3 Formal physical training at Royal New Zealand Air Force Base Woodbourne

An approved course T-shirt for trade and RNZAF Officer Commissioning Course (ROCC) trainees only can be worn during formal PT classes. The design for these T-shirts is to be sent to the senior non-commissioned officer (SNCO) in charge (IC) or gym manager before the course starts for approval and the following must be included in the design—

- (1) the course logo on left chest;
- (2) the course title underneath; and
- (3) the individual's full last name is to be applied on the back of the shirt. Nicknames are not acceptable.

Section 2 - No. 6A - physical training dress

3.6.4 Occasions for wear

No. 6A physical training dress is worn for the following occasions—

The variation (refer to [Figure 3-19](#)) of this order of dress will be directed to be worn by the physical training instructor (PTI) running the lesson before the scheduled PT periods—

- (1) **Variation one.** PT classes eg running, circuits.
- (2) **Variation two.** Formal PT classes involving swimming.
- (3) **Variation three.** Endurance PT, eg battle PT, ropes course, confidence course.

3.6.5 Limitations on wear

- a. No additional clothing is permitted to be worn in the pool over swimwear unless instructed by PTI.
- b. Boxer shorts are not an acceptable form of underwear with this order of dress.
- c. No jewellery or watches to be worn unless stated by PTI.
- d. No individual music playing devices.

3.6.6 Method of wear

- a. Shirts must be tucked in.
- b. Socks and shoes (including laces) to be clean and free of dirt.
- c. When on formal training courses dress variation one is worn over variation two (excluding accessories) while in transit to the pool.



Figure 3-19 No. 6A - Physical Training Dress

Table 3-19 No. 6A - Physical Training Dress

	Garment type	Standard items	Alternate items	Optional items
Variation one	Hat	Hat, patka (Note 1)		» Cap, baseball, PT, RNZAF » Hijab, NZDF, black (Note 2)
	Trousers	Shorts, PT (short/long leg)		
	Shirt	T-shirt, Air Operational (Note 3)	» T-shirt, PT, branded, air » T-shirt, PT, course (Note 4)	
	Footwear	Shoes, PT (Note 5)		
	Socks	Socks, lightweight, PT, white		
	Accessories	Badge, rank, iron-on (NCO/SNCO only)		Sunglasses (Note 6)
	Undergarments			» Shorts, PT, bike (Note 7) » Leggings, PT (Note 7/8) » Undershirt, merino, L1, S/S
Variation two	Hat	Nil	Hat, patka (Note 1)	
	Swimwear	» Male: trunks, swimming, athletic » Female: swim suit, one piece	Swim suit, two piece, sports (Note 11)	
	Accessories			» Goggles, swim (Note 10) » Cap, swim (Note 10)
Variation three	Refer No. 4C NZMTP relaxed working dress			
<p>Note</p> <p>(1) Sikh personnel only. Worn without hat badge.</p> <p>(2) Muslim personnel only.</p> <p>(3) Trainees wear a name tag level with armpit on right chest. Name tag consists of a 12 cm length of mine tape with name in block/capital letters.</p> <p>(4) Trade trainees and ROCC personnel only.</p> <p>(5) Non-marking sole (issue or self-purchase). Self-purchase shoes to be of same supportive standard as issue shoes or greater ie athletic shoe not streetwear.</p> <p>(6) For outdoor use only.</p> <p>(7) Must be worn with shorts, PT. May not be worn by themselves.</p> <p>(8) Alternate to bike shorts.</p> <p>(9) Deleted</p> <p>(10) Self-purchase.</p> <p>(11) Bikinis are not acceptable.</p>				

*Section 3 - No. 6B - PTI dress - instructional***3.6.7 Occasions for wear**

- a. No. 6B PTI dress - instructional is to be worn as directed by the SNCO IC or gym manager.
- b. No. 6B PTI dress – instructional is worn for the following occasions—
 - (1) **Variation one.** Undertaking instructional duties or directly supervising indoor or outdoor training activities including—
 - (a) circuits;
 - (b) run classes;
 - (c) minor games;
 - (d) sports; and
 - (e) aerobic conditioning.
 - (2) **Variation two.** Appropriate PT activities, eg confidence course, battle PT, ropes and endurance PT.
 - (3) **Variation three.** Officiating events as indicated by event IC.

3.6.8 Limitations on wear

PTI only.

3.6.9 Method of wear

- a. Shirts are to be tucked in to shorts or trousers.
- b. Boots must be clean, free of dirt and polished.
- c. Tracksuit jackets are to be fully zipped up.
- d. Tracksuit trouser leg openings must be closed.




Figure 3-20 No. 6B - PTI Dress Instructional Variation

Table 3-20 No. 6B - PTI Dress Instructional Variations

	Garment type	Standard items	Alternate items	Optional items	Civilian variant
Variation one	Hat	Hat, patka (Note 1)		» Cap, PTI » Hijab, NZDF, black (Note 2)	
	Jacket			Jacket, windbreaker, PTI, red	
	Trousers	Shorts, running, PTI			
	Shirt	T-shirt, PTI, breathable, red			
	Footwear	Shoes, cross trainer, PTI	Shoes, PT (running)		
	Socks	Socks, lightweight, PT, white			
	Accessories	Badge, rank, iron-on (T-shirt)		Sunglasses (Note 3)	nil rank
	Undergarments			» Shorts, PT, bike » Undershirt, merino, L1, S/S	

Table 3-20 No. 6B - PTI Dress Instructional Variations (cont.)

	Garment type	Standard items	Alternate items	Optional items	Civilian variant
Variation two	Hat	Hat, patka (Note 1)		Cap, PTI	
	Jacket			» Jacket, windbreaker, PTI, red » Jacket, polar fleece (Note 3) » Jacket, wet weather, typhoon, navy	Jacket, parka, wet weather, non-DPM, civilian
	Trousers	Trousers, NZMTP			Trousers, civilian, non-DPM
			» Jersey, rugby, PTI, red » T-shirt, PT, branded, air		
	Footwear	Boots, combat, black (Note 4)	Shoes, PT (Note 5)		
	Socks	Socks, temperate	Socks, cold weather		
	Accessories	» Belt, flying uniform » Badge, rank, iron-on (T-shirt and rugby jersey)		» Sunglasses (Note 3) » Overtrousers, wet weather, navy	» nil rank » nil overtrousers
	Undergarments			» Shorts, PT, bike » Undershirt, merino, L1, S/S	

Table 3-20 No. 6B - PTI Dress Instructional Variations (cont.)

	Garment type	Standard items	Alternate items	Optional items	Civilian variant
Variation three	Hat	Hat, patka (Note 1)		» Hat, turban (Note 1) » Cap, PTI » Hat, sun, RNZAF, blue	
	Jacket			» Jacket, windbreaker, PTI, red » Jacket, polar fleece (Note 3) » Jacket, tracksuit, PTI	
	Trousers	Shorts, dress, PTI, black	Shorts, running, PTI	Trouser, tracksuit, PTI	
	Shirt	T-shirt, PTI, breathable, red			
	Socks	Socks, lightweight, PT, white			
	Accessories	Badge, rank, iron-on (T-shirt)		Sunglasses (Note 3)	nil rank
	Undergarments			» Shorts, PT, bike » Undershirt, merino, L1, S/S	

Notes

- (1) Sikh personnel only.
- (2) Muslim personnel only.
- (3) For outdoor use only.
- (4) Boots approved for wear with this order of dress on Clothing Scale 108.
- (5) When more appropriate for activity being instructed than boots.

Section 4 - No. 6C - PTI dress - non-instructional/office variations

3.6.10 Occasions for wear.

No. 6C PTI dress – non-instructional/office variations are to be worn for the following occasions—

- (1) When not directly instructing.
- (2) Administering fitness testing.
- (3) Leaving the section or working environment.

3.6.11 Limitations on wear

PTI only.

3.6.12 Method of wear

- a. Shirts are to be tucked in to shorts or trousers.
- b. Tracksuit jackets are to be fully zipped up.
- c. Tracksuit trouser leg openings must be closed.




Figure 3-21 No. 6C - PTI Dress Non-instructional/Office Variations

Table 3-21 No. 6C - PTI Dress Non-instructional/Office Variations

	Garment type	Standard items	Alternate items	Optional items	Civilian variant
Variation one	Hat	Cap, field service	» Hat, turban (Note 1) » Hat, patka (Note 1) » Hat, sun, RNZAF, blue	Hijab, NZDF, black (Note 2)	Cap, PTI
	Jacket			» Jacket, wet weather, typhoon, navy » Jacket, tracksuit, PTI	Jacket, parka, wet weather, non-DPM, civilian
	Trousers	Shorts, dress, PTI, black		Overtrousers, wet weather, navy	nil wet weather alternate
	Shirt	Shirt, polo, PTI, navy/sky			Shirt, polo, PTI, civilian, navy/sky
	Footwear	Shoes, cross trainer, PTI			
	Socks	Socks, lightweight, PT, white			
	Accessories	» Badge, rank, iron-on (polo) » Badge rank, SD (tracksuit jacket)		Sunglasses (Note 3)	nil rank
	Undergarments			» Shorts, PT, bike » Undershirt, merino, L1, S/S	

Table 3-21 No. 6C - PTI Dress Non-instructional/Office Variations (cont.)

	Garment type	Standard items	Alternate items	Optional items	Civilian variant
Variation two	Hat	Cap, field service	» Hat, turban (Note 1) » Hat, patka (Note 1) » Hat, sun, RNZAF, blue (Note 3)		Cap, PTI
	Jacket			» Jacket, wet weather, typhoon, navy » Jacket, tracksuit, PTI » Jacket, polar fleece (Note 3)	Jacket, parka, wet weather, non-DPM, civilian
	Trousers	Trouser, tracksuit, PTI		Overtrousers, wet weather, navy	Nil wet weather alternate
	Shirt	Shirt, polo, PTI, navy/sky			Shirt, polo, PTI, civilian, navy/sky
	Footwear	Shoes, cross trainer, PTI			
	Socks	Socks, lightweight, PT, white			
	Accessories	» Badge, rank, iron-on (polo) » Badge rank, SD (tracksuit jacket)		Sunglasses (Note 3)	Nil rank
	Undergarments			» Shorts, PT, bike » Undershirt, merino, L1, S/S » Undertrouser, merino, L1	
Notes (1) Sikh personnel only. (2) Muslim personnel only. (3) For outdoor use only.					

Chapter 7 - Tarmac Dress

Section 1 - No. 7 - tarmac dress

3.7.1 Occasions for wear

- a. Tarmac dress is worn primarily by members of the technical and logistics trades employed in flight line and warehouse duties as a hot weather alternate to New Zealand Multi-Terrain Pattern (NZMTP) or when carrying out duties in a dirty environment.
- b. No. 7 tarmac dress is worn for the following occasions—
 - (1) Worn in immediate working area and those on base locations permitted by local commanders.
 - (2) When normal working dress is highly likely to get damaged.

3.7.2 Limitations on wear

- a. Tarmac dress is only to be worn in the confines of the Royal New Zealand Air Force (RNZAF) base operational areas subject to local standing and safety orders.
- b. It is not to be worn in public.
- c. It is not to be worn when travelling to and from the place of duty.

3.7.3 Method of wear

High visibility garments must be worn on the flight line as per [NZAP 6000-1 Air Force Maintenance Orders](#) Chapter 12 Technical Order A-5.



Figure 3-22 No. 7 - Tarmac Dress

Table 3-22 No. 7 - Tarmac Dress

Garment type	Standard items	Alternate items	Optional items
Hat	Cap, field service	» Hat, patka (Note 1) » Cap, baseball, mesh, RNZAF » Hat, sun, RNZAF, blue	» Hat, turban (Note 1) » Hijab, New Zealand Defence Force (NZDF), black (Note 2)
Jacket			» Jersey, cold weather, crew neck (Note 3) » Vest, hi visibility, yellow » Coat, dust, khaki (Note 4) » Jacket, hi visibility (wet weather) » Jacket, wet weather, typhoon, navy
Trousers	Shorts, cotton		Overtrousers, wet weather, navy
Shirt	T-shirt, Air Operational	T-shirt, maroon (Note 5)	Coveralls, aircraft maintenance (Note 4)
Footwear	Boots, safety (Note 6)		
Socks	Socks, temperate	Socks, cold weather	
Accessories	» Badge, rank, iron-on (T-shirt – right sleeve) » Badge, rank, SD (coveralls – right sleeve) » Name tag, RNZAF, embroidered, Velcro » Name badge, squadron		Sunglasses, ballistic black
			» Undershirt, merino, L1, S/S » Undertrouser, merino, L1, black
<p>Note</p> <p>(1) Sikh personnel only. (2) Muslim personnel only. (3) No provision for rank to be worn on this garment. Not to be worn off base. (4) One of these options is required to be worn as an outer layer if leaving tarmac or warehouse area. (6) Technical trade instructors at RNZAF Base Woodbourne and other training units. (7) Boots approved for wear with this order of dress on Clothing Scale 108.</p>			

Chapter 8 - Combat Dress (Deleted)

Deleted

Chapter 9 - Other Orders of Dress and Miscellaneous Items

Section 1 - Officer orders of dress

3.9.1 Air Rank Officers

Reserved.

3.9.2 Warrant Officer of the Air Force (WOAF)

The Warrant Officer of the Air Force (WOAF) is the highest non-commissioned position in the Royal New Zealand Air Force (RNZAF) and reports directly to the Chief of Air Force (CAF). The WOAF is a member of CAF's personal staff and in order for the position of WOAF to be recognisable in the course of their duties, the following orders of dress apply—

- (1) **WOAF badge.** Metal and enamel (refer to [Figure 3-23](#)). A simplified version of the Royal coat of arms (as for the Warrant Officer rank badge, less the crowned lion at the top of the badge) on a sky blue field. The badge is surrounded by two punga (New Zealand silver fern) fronds in the shape of a wreath, representing victory. The badge is worn as follows—
 - (a) **Shirts.** Centrally positioned, 1 cm above the ribbon bar or equivalent position.
 - (b) **Service dress (SD) jacket.** Centrally positioned, 1 cm above the ribbon bar or medals, or equivalent position.
 - (c) **Mess dress.** Centrally positioned, 1 cm above the miniature medals.



Figure 3-23 WOAF Badge

- (2) **WOAF rank identifiers.** There are three types of WOAF rank identifiers for use across various orders of dress. All have a full colour version of the Royal coat of arms on either a royal blue or black background. The three types of rank identifiers and orders of dress are—
 - (a) **WOAF rank slides (black).** These are used as a pair on mild weather or leather jackets (black) for optional use with orders of dress Nos 1F, 3A, 3B and 3C (refer to [Figure 3-24](#)).



Figure 3-24 WOAF Black Rank Slides

- (b) **WOAF rank slides (blue)**. These are used as a pair on either long or short sleeve SD shirts for compulsory use on orders of dress Nos 1A, 1B, 1C, 1E (if issued), 1F, 3A, 3B and 3C; and optional use on light or heavy weight jerseys for orders of dress Nos 3A, 3B and 3C (refer to [Figure 3-25](#)).



Figure 3-25 WOAF Blue Rank Slides

- (c) **WOAF rank patch**. This patch is used only on the general purpose uniform (GPU) shirt for compulsory use on orders of dress Nos 4A and 4B and optional use when the GPU mid-layer or wet weather jacket is used for same dress orders (refer to [Figure 3-26](#)).



Figure 3-26 WOAF Rank Patch

- (3) **Aiguillette (shoulder loop)**. The aiguillette (shoulder loop) is a plaited gold coloured cord with a sky blue fleck (refer to [Figure 3-27](#)). A single plain cord falls from the shoulder and ends in a plain barrel tag. The aiguillette is worn on the left shoulder of the SD and mess dress jacket with the hook attachment point covered by plain shoulder boards. The aiguillette can be worn on a short sleeved shirt in the appropriate situation as required by the Office of CAF.

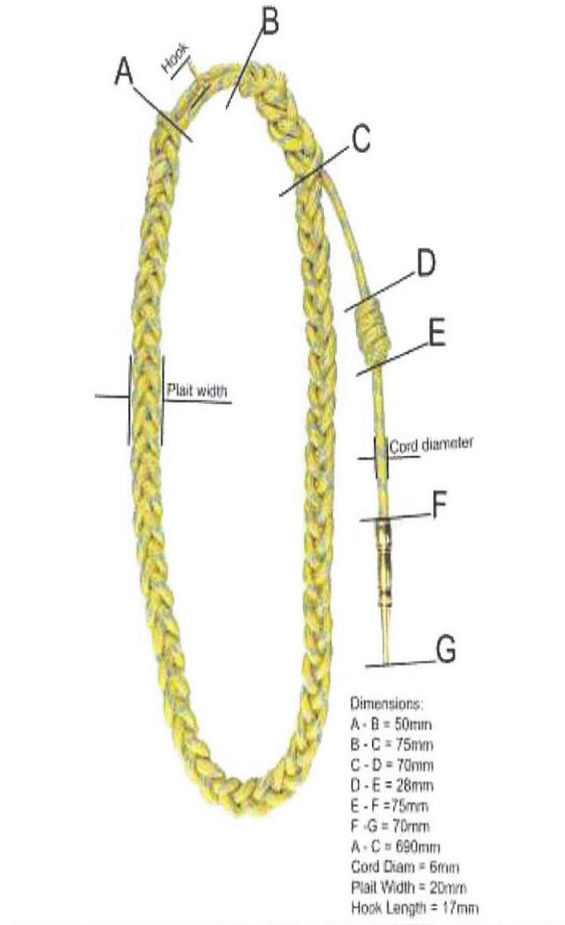


Figure 3-27 WOAF Shoulder Loop

- (4) **WOAF cummerbund.** The WOAF cummerbund is a full colour Royal Crest with silver ferns surrounding it, on a blue satin material (refer to [Figure 3-28](#)). The cummerbund is for use with No. 2 mess dress (refer to [Figure 3-7](#)) and is made to order on appointment to the position. The cummerbund is worn with the Royal Crest on the outside. Personnel who have previously held the position of WOAF remain entitled to wear the cummerbund to formal dinners to acknowledge their appointment to the position. The RNZAF Clothing Manager holds a stock of the blue satin cummerbund inners that are sewn to the inside of a new cummerbund at public expense through Vendor: NZ010328.



Figure 3-28 WOAF Cummerbund