

When replying please quote: 8800062

10 August 2022

Peter Hardgraves
fyi-request-19838-7991d7b1@requests.fyi.org.nz

Dear Mr Hardgraves

LGOIMA RESPONSE – NPDC’S CONTRACT MANAGEMENT RELATING TO MANAGEMENT SYSTEMS RE: ELECTRICITY/GAS AND WATER

Please find below New Plymouth District Council’s response to your LGOIMA request of 7 July 2022.

Please find my OIA request below, which relates to NPDC’s contract management relating to management systems (for energy Re: Electricity/Gas) and Water. I’m aware that all local council organisations have management systems in place to monitor.

This request also includes any contractors, or any other third parties who have been engaged by NPDC to provide reports, assessments, review’s.

1. The supplier who provides the software to the organisation (for electricity, Gas and Water).

Suppliers of software are:

- a) Rockwell Automation
- b) Catapult
- c) Arthur D Riley
- d) Water Outlook Ltd
- e) PMAC
- f) Additel Land Wireless
- g) InfoWorks
- h) Infoworks
- i) Technology One Limited
- j) Esri
- k) Carbon EES

2. The costs are associated with the software. Please provide me with the annual spend.

\$148,123. This excludes costs for organisation’s Enterprise Resource Planning system (billing, invoicing and asset management record keeping for all operational processes (not just energy management)).

3. What is the brand of the software.

The brands of software are:

- a) Allen Bradley
- b) iFix
- c) Abbey Systems
- d) Water Outlook
- e) PMAC
- f) Additel Land Wireless
- g) InfoWorks WS Pro
- h) Infoworks ICM
- i) Technology One
- j) Miles 2
- k) EBench

4. What is the duration of these contracts.

The majority of the contracts were a one-off purchase of equipment and software and then either no ongoing contract or an annual fee for service and maintenance.

One contract has a 10 year timeframe and another is due to expire and will be replaced with a new provider.

5. When do these contracts expire.

As per question four

6. When does the organisation plan to review these contracts.

As per question 4. One contract is due to be reviewed in July 2024.

7. Can you please provide me with the contract description of the services provided under the agreement with the suppliers? This also includes potential extensions and support and maintenance services.

Suppliers provide one or more of the following:

- a) Annual support and maintenance
- b) Capture/Storage/Transmission of Info Related to Utilities Infrastructure
- c) Collection of data from remote pressure/flow/level monitoring devices via cellular network and transfer of data to WaterOutlook. No contracts, no support fees

- d) Associated with data loggers. No contracts, no support fees
- e) Pressure network hydraulic modelling software. Annual service/ support fee for software updates and help desk
- f) Drainage hydraulic modelling software. Annual service/ support fee for software updates and help desk

8. What is the organisation's annual energy spending for the past three years (2019-2020, 2020-2021, 2021-2022) in respect of:

a) Electricity

Please see attached Electricity Invoice Report

b) Gas

Please see attached Natural Gas Invoice Report

c) Water

The energy spend for Water Treatment (7 metres) and water storage and pumping (10 metres) was:

2019/20	\$147,950
2020/21	\$145,305
2021/22	\$152,999

9. What is the total number of meter points for electricity for:

- a) Non-Half Hourly (NHH) meter points**
- b) Half Hourly (HH) meter points.**

Total number of points = 40

10. What is the total number of Gas meter points.

20

11. What is the total number of Water meter points.

8,573

12. What is the total number of meter points for specialist gases and liquids.

Nil.

13. Please provide me with the contact details of the post/position responsible for these contracts or overall energy management head.

Responsibility rests with several positions

- a) Control Systems Lead
- b) Principal Operations Engineer
- c) Various (within IT services)
- d) Energy and Emissions Adviser

Requests for information should be sent via enquiries@npdc.govt.nz or 759 6060.

14. Please send me the organisations' energy management strategy/plans for the past three years and the next financial year.

Please see attached Resource Efficiency and Emissions Policy.

[Water Conservation Plan \(Outline Business Case\)](#)

15. Yearly water consumption in cubic metres per year (m³/yr) for the local authority each year for the past 3 financial years.

2019/20	427,291m ³
2020/21	245,108m ³
2021/22	250,110m ³

16. Yearly waters spend in dollars (\$/yr) for the local authority each year for the past 3 financial years.

Annual Report 2018/19	(page 65)
Annual Report 2019/20	(page 72)
Annual Report 2020/21	(page 67)
Annual Report 2021/22	(not yet available)

17. The total number of water accounts paid by the local authority each year for the past 3 financial years.

2019/20	84
2020/21	98
2021/22	97

18 The total number of water accounts which have a water meter that are payable by the local authority each year for the past 3 financial years.

2019/20	84
2020/21	98
2021/22	97

19 A list of properties which have their water accounts payable by the local authority for the current year.

The list is attached. Please note Council recovers the internal water charges for some of these properties via lease agreements.

Yours faithfully



Julie Straka
GOVERNANCE LEAD

Response to Question 19

148 Beach Road URENUI 4377
95 Mould Street WAITARA 4320
33 Norman Street WAITARA 4320
1 Leslie Street WAITARA 4320
31 Princess Street WAITARA 4320
39 Browne Street WAITARA 4320
84 West Quay WAITARA 4320
15 A Queen Street WAITARA 4320
7 A Arden Place OAKURA 4314
38 Tasman Parade OAKURA 4314
96 Awanui Street MERRILANDS, NEW PLYMOUTH 4312
160 Clemow Road FITZROY, NEW PLYMOUTH 4312
130 Clemow Road FITZROY, NEW PLYMOUTH 4312
76 Colson Road NEW PLYMOUTH 4372
25 Smeaton Road BELL BLOCK, NEW PLYMOUTH 4312
41 Ellesmere Avenue BELL BLOCK, NEW PLYMOUTH 4312
115 Rifle Range Road WAIWHAKAIHO, NEW PLYMOUTH 4312
70 Smeaton Road BELL BLOCK, NEW PLYMOUTH 4312
15 Silvan Place BELL BLOCK, NEW PLYMOUTH 4312
1 D Beach Street FITZROY, NEW PLYMOUTH 4312
1 E Beach Street FITZROY, NEW PLYMOUTH 4312
16 Nobs Line STRANDON, NEW PLYMOUTH 4312
65 Hobson Street NEW PLYMOUTH 4312
11 Awanui Street MERRILANDS, NEW PLYMOUTH 4312
78 Railway Reserve NEW PLYMOUTH 0000
St Aubyn Street NEW PLYMOUTH 4310
33 Devon Street West NEW PLYMOUTH 4310
84 Liardet Street NEW PLYMOUTH 4310
25 Victoria Road NEW PLYMOUTH 4310
1 Tisch Avenue NEW PLYMOUTH 4310
Ariki Street NEW PLYMOUTH 4310
39 Egmont Road NEW PLYMOUTH 4310
11 Ariki Street NEW PLYMOUTH 4310
433 Devon Street West NEW PLYMOUTH 4310
32 A Sanders Avenue WESTOWN, NEW PLYMOUTH 4310
29 B Tarahua Road NEW PLYMOUTH 4310
48 Fernleigh Street NEW PLYMOUTH 4310
136 Ngamotu Road NEW PLYMOUTH 4310
40 A Woodleigh Street FRANKLEIGH PARK, NEW PLYMOUTH 4310
4 Anne Street FERNDALE, NEW PLYMOUTH 4310
46 Rata Street INGLEWOOD 4330
47 Elliot Street INGLEWOOD 4330
130 Coronation Avenue WELBOURN, NEW PLYMOUTH 4310

Adam Lile Drive HIGHLANDS PARK, NEW PLYMOUTH 4312
Rata Street INGLEWOOD 4330
Applications Npdc Roads SUNDRIES 0000
Fillis Street NEW PLYMOUTH 4310
141 Huatoki Street NEW PLYMOUTH 4310
9 Browne Street Extension WAITARA 4320
130 Coronation Avenue WELBOURN, NEW PLYMOUTH 4310
130 Coronation Avenue WELBOURN, NEW PLYMOUTH 4310
1 Tisch Avenue NEW PLYMOUTH 4310
6 A Maratahu Street WESTOWN, NEW PLYMOUTH 4310
6 A Maratahu Street WESTOWN, NEW PLYMOUTH 4310
6 A Maratahu Street WESTOWN, NEW PLYMOUTH 4310
11 Ariki Street NEW PLYMOUTH 4310
115 Rifle Range Road WAIWHAKAIHO, NEW PLYMOUTH 4312
5 Record Street FITZROY, NEW PLYMOUTH 4312
2 A Battiscombe Terrace WAITARA 4320
Jans Terrace OAKURA 4314
2 Jans Terrace OAKURA 4314
4 A Jans Terrace OAKURA 4314
2 Tasman Parade OAKURA 4314
1030 South Road OMATA, NEW PLYMOUTH 4374
1084 South Road OMATA, NEW PLYMOUTH 4374
148 Beach Road URENUI 4377
15 A Takiroa Street URENUI 4375
1 Leslie Street WAITARA 4320
Bank Street WAITARA 4320
Battiscombe Terrace WAITARA 4320
36 Battiscombe Terrace WAITARA 4320
1373 Devon Road BRIXTON, WAITARA 4382
52 Airport Drive NEW PLYMOUTH AIRPORT, NEW PLYMOUTH 4373
192 Airport Drive NEW PLYMOUTH AIRPORT, NEW PLYMOUTH 4373
3 Rata Street INGLEWOOD 4330
Hydro Road BURGESS PARK, NEW PLYMOUTH 4371
Hydro Road BURGESS PARK, NEW PLYMOUTH 4371
45 Brooklands Road NEW PLYMOUTH 4310
Cook Street MARFELL, NEW PLYMOUTH 4310
1 A Cook Street MARFELL, NEW PLYMOUTH 4310
25 Victoria Road NEW PLYMOUTH 4310
25 Victoria Road NEW PLYMOUTH 4310
115 Rifle Range Road WAIWHAKAIHO, NEW PLYMOUTH 4312
148 Beach Road OMATA, NEW PLYMOUTH 4374
27 Bell Block Court BELL BLOCK, NEW PLYMOUTH 4312
110 Buller Street NEW PLYMOUTH 4312
615 Devon Street East NEW PLYMOUTH 4312
251 Mangorei Road NEW PLYMOUTH 4312
251 Mangorei Road NEW PLYMOUTH 4312

Wairau Road OAKURA 4314
361 Junction Road NEW PLYMOUTH 4371
361 Junction Road NEW PLYMOUTH 4371
4 Lincoln Road INGLEWOOD 4389
204 Manutahi Road TARURUTANGI, NEW PLYMOUTH 4372
204 Manutahi Road TARURUTANGI, NEW PLYMOUTH 4372
1168 South Road OAKURA 4314
South Road OKATO 4335

Resource Efficiency and Emissions Policy

Statement of intent

In alignment with our Climate Action Framework and Zero Waste 2040 vision, we are committed to being resource efficient and reducing our emissions.

Purpose

This policy is to guide staff when making decisions that impact on our resource use and/or emissions in relation to council operations. It is intended that this policy will encourage comprehensive thinking, including the consideration of potential trade-offs between different environmental benefits and implications when making decisions.

Objective

Under this policy we seek to provide leadership within the Taranaki community in the areas of energy and water efficiency, management of emissions and progress towards Zero Waste.

Targets

We have set the following targets to be supported by subsequent plans:

- a. Continuously improve Council energy and resource efficiency.
- b. Council produces nett zero emissions within a calendar year by 2050.
- c. Achieve the zero waste targets set out in the Council's Waste Management Minimisation Plan
- d. Achieve the water consumption/efficiency targets in the Council's Water Conservation Plan.

We will

1. Support and align with efforts made within the Climate Action Framework.
2. Support and align with Tapuae Roa and the Taranaki 2050 Roadmap. This policy will enable Council to contribute towards the objectives of these strategies as a key stakeholder in the region.
3. Monitor and publically report on energy and water use, emissions, resource recovery and waste generation from Council and future projects.

4. Identify and capitalise on opportunities to reduce energy and water use, greenhouse gas emissions and waste generated from Council operations and future projects.
5. Promote a culture of awareness and responsibility amongst staff with regard to the requirements of this policy.
6. Develop plans to deliver the targets and goal set within this policy.

This policy is effective from 1 July 2020 and reviewed every 2 years.



Te Kaunihera-ā-Rohe o Ngāmotu

New Plymouth District Council

June 2022 Electricity Invoice Report



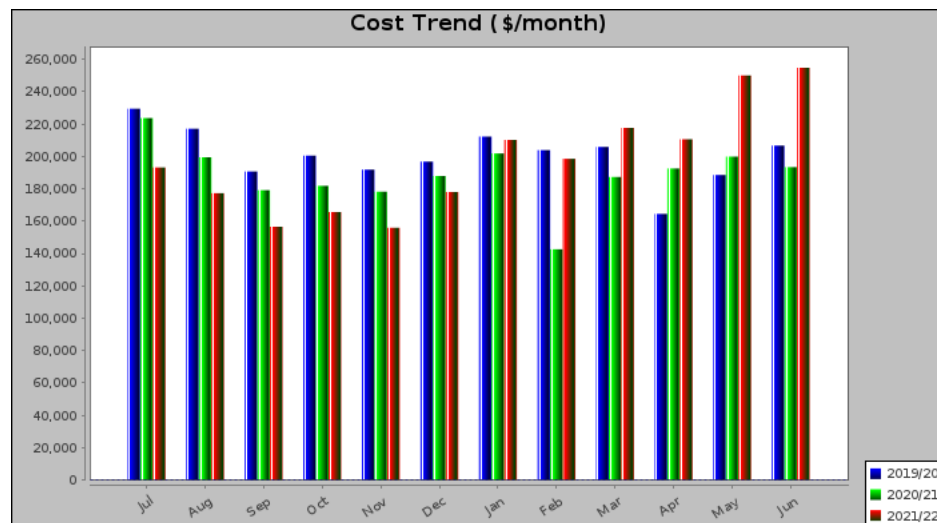
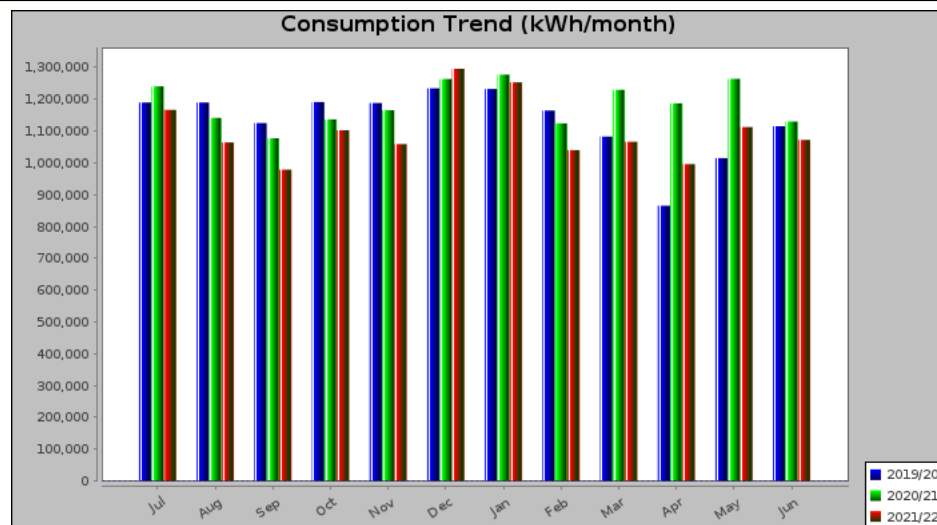
Cost Center Manager:

TOTAL COUNCIL ELECTRICITY - ELT

Covering 251 meters

Reporting Period (inclusive): Jul-21 to Jun-22

Month	2006/07 usage (kWh/mth)	2019/20 usage (kWh/mth)	2020/21 usage (kWh/mth)	2021/22 usage (kWh/mth)	variance (cf last yr)	2019/20 cost (\$/mth)	2020/21 cost (\$/mth)	2021/22 cost (\$/mth)	variance (cf last yr)
Jul	1,366,015	1,189,676	1,240,794	1,166,666	-6.0 %	\$ 229,547	\$ 223,731	\$ 193,166	-13.7 %
Aug	1,416,292	1,189,649	1,141,201	1,064,017	-6.8 %	\$ 217,106	\$ 199,439	\$ 177,270	-11.1 %
Sep	1,378,200	1,125,280	1,077,157	978,743	-9.1 %	\$ 190,738	\$ 179,171	\$ 156,549	-12.6 %
Oct	1,377,848	1,191,055	1,136,743	1,102,780	-3.0 %	\$ 200,549	\$ 181,845	\$ 165,574	-8.9 %
Nov	1,348,154	1,188,251	1,165,689	1,058,887	-9.2 %	\$ 191,849	\$ 178,220	\$ 155,871	-12.5 %
Dec	1,416,654	1,234,258	1,263,749	1,295,513	2.5 %	\$ 196,761	\$ 187,879	\$ 178,029	-5.2 %
Jan	1,545,682	1,232,109	1,277,545	1,253,273	-1.9 %	\$ 212,330	\$ 201,864	\$ 210,200	4.1 %
Feb	1,424,108	1,164,545	1,123,930	1,039,846	-7.5 %	\$ 203,892	\$ 142,586	\$ 198,527	39.2 %
Mar	1,481,396	1,082,469	1,229,331	1,066,217	-13.3 %	\$ 205,844	\$ 187,295	\$ 217,662	16.2 %
Apr	1,428,621	865,098	1,187,305	995,853	-16.1 %	\$ 164,518	\$ 192,518	\$ 210,608	9.4 %
May	1,456,677	1,015,126	1,264,404	1,112,628	-12.0 %	\$ 188,491	\$ 199,859	\$ 250,055	25.1 %
Jun	1,385,854	1,115,095	1,129,861	1,072,249	-5.1 %	\$ 206,713	\$ 193,369	\$ 254,776	31.8 %
YTD total	17,025,501	13,592,612	14,237,712	13,206,672	-7.2 %	\$ 2,408,336	\$ 2,267,776	\$ 2,368,286	4.4 %
Annual total	17,025,501	13,592,612	14,237,712	13,206,672		\$ 2,408,336	\$ 2,267,776	\$ 2,368,286	



Comments

*GST is not included.
Losses are included in consumption total*

NOTE

*This is a customised report.
This report was produced using parameters provided to ETSL by New Plymouth District Council.
NPDC Rooding, Tarahua Road(1000542569PC-16D): Street Light billable connections were rationalised from 01 September 2019 Light Owner Splits are, NPDC Rooding 62.12% Parks 1.55% Tranzit NZ 36.33%*

report run on 12-July-2022



Te Kaunihera-ā-Rohe o Ngāmotu

New Plymouth District Council

June 2022 Natural Gas Invoice Report

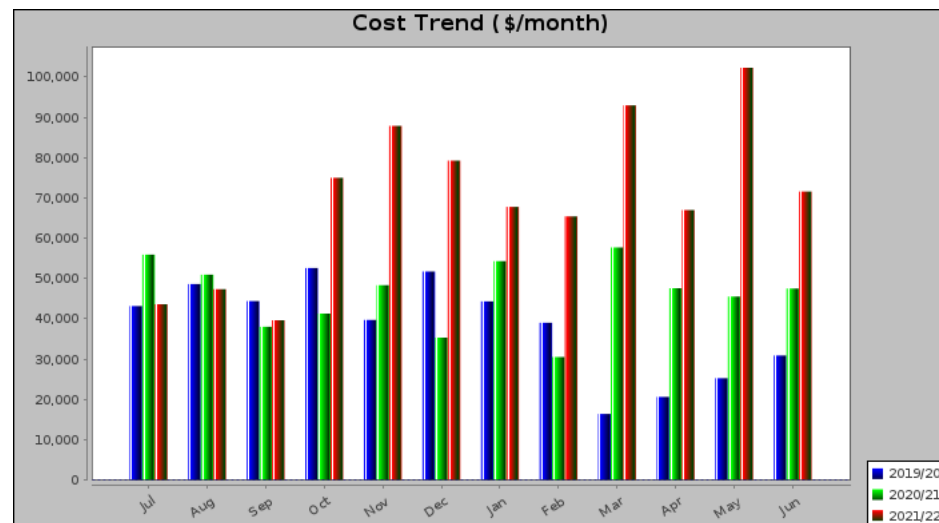
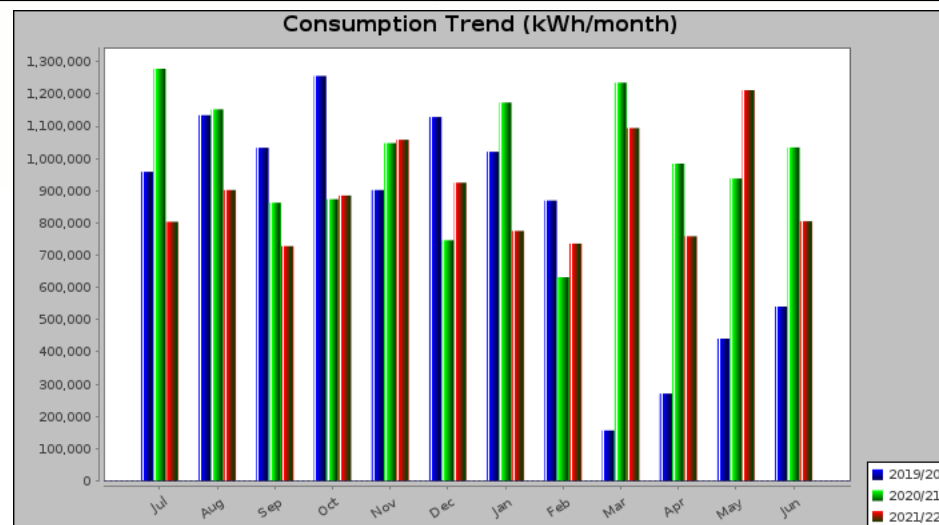


Cost Center Manager:
TOTAL COUNCIL GAS - ELT

Covering 26 meters

Reporting Period (inclusive): Jul-21 to Jun-22

Month	2006/07 usage (kWh/mth)	2019/20 usage (kWh/mth)	2020/21 usage (kWh/mth)	2021/22 usage (kWh/mth)	variance (cf last yr)	2019/20 cost (\$/mth)	2020/21 cost (\$/mth)	2021/22 cost (\$/mth)	variance (cf last yr)
Jul	1,237,982	958,417	1,277,946	803,942	-37.1 %	\$ 43,172	\$ 55,907	\$ 43,615	-22.0 %
Aug	1,490,792	1,133,993	1,152,310	902,392	-21.7 %	\$ 48,647	\$ 50,936	\$ 47,360	-7.0 %
Sep	1,220,927	1,033,004	862,825	728,299	-15.6 %	\$ 44,409	\$ 38,001	\$ 39,613	4.2 %
Oct	1,451,833	1,255,880	873,933	885,316	1.3 %	\$ 52,618	\$ 41,310	\$ 75,001	81.6 %
Nov	1,598,050	902,312	1,047,617	1,057,874	1.0 %	\$ 39,702	\$ 48,333	\$ 87,868	81.8 %
Dec	1,589,393	1,128,520	746,264	924,773	23.9 %	\$ 51,754	\$ 35,309	\$ 79,242	124.4 %
Jan	1,282,344	1,020,662	1,173,346	775,140	-33.9 %	\$ 44,331	\$ 54,324	\$ 67,784	24.8 %
Feb	1,080,446	869,676	631,749	736,011	16.5 %	\$ 39,013	\$ 30,519	\$ 65,419	114.4 %
Mar	1,455,289	156,481	1,235,221	1,094,173	-11.4 %	\$ 16,375	\$ 57,696	\$ 92,990	61.2 %
Apr	1,390,381	270,853	983,852	758,561	-22.9 %	\$ 20,598	\$ 47,606	\$ 66,972	40.7 %
May	1,349,559	441,533	938,117	1,211,971	29.2 %	\$ 25,240	\$ 45,518	\$ 102,283	124.7 %
Jun	861,966	540,922	1,034,369	805,202	-22.2 %	\$ 30,905	\$ 47,527	\$ 71,602	50.7 %
YTD total	16,008,963	9,712,252	11,957,549	10,683,654	-10.7 %	\$ 456,765	\$ 552,987	\$ 839,748	51.9 %
Annual total	16,008,963	9,712,252	11,957,549	10,683,654		\$ 456,765	\$ 552,987	\$ 839,748	



Comments

GST is not included.

NOTE

This is a customised report.

This report was produced using parameters provided to ETSL by New Plymouth District Council.

report run on 09-August-2022