













DRUG PROTOCOL

Anaesthetics: KETAMINE INFUSION FOR CHRONIC PAIN MANAGEMENT

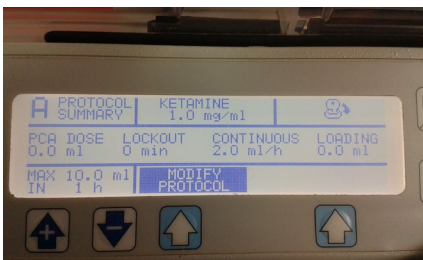
**Instructions on how to change ketamine infusion rate**

- Follow instructions as per flow chart above:
- Turn key to green
  - Confirm protocol is correct against prescription
  - Press OK
  - Then press green button to start infusion
  - Remove key

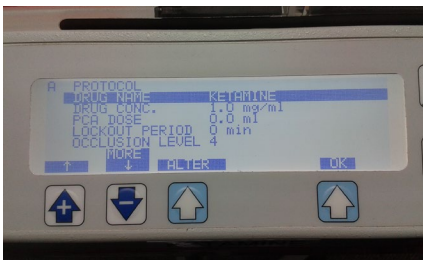
Turn key to mid setting to change infusion rate.  
Enter "NO" to keep current patient information



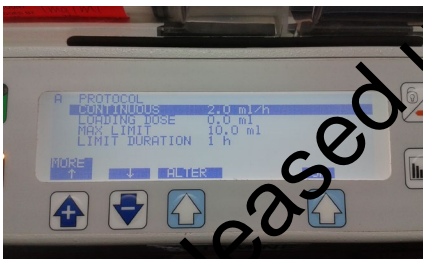
Press arrow below "modify protocol"



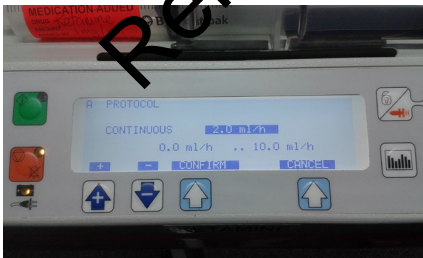
Press arrow below "More" ↓ to set to "Continuous"



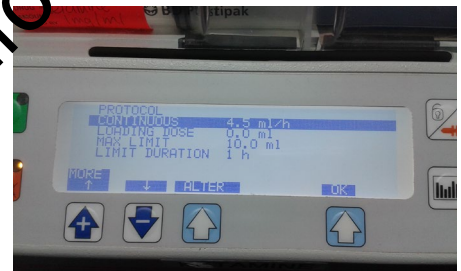
Press arrow below "Alter"



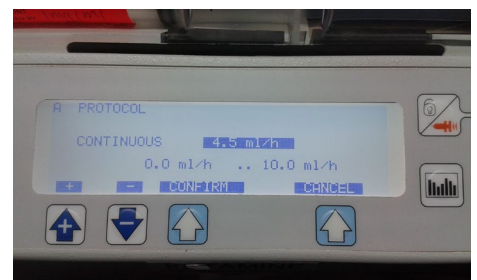
Use the "+" or "-" arrows to change the rate



Press the arrow below "OK"



Once desired rate has been entered, press the arrow below "Confirm"



Released under Official Information Act

NORTHLAND DISTRICT HEALTH BOARD			
TITLE: Anaesthetics: KETAMINE INFUSION FOR CHRONIC PAIN MANAGEMENT			Page 6 of 6
FIRST ISSUED: July 2016	CURRENT ISSUE: Dec 2018	REVISION DATE: Dec 2020	
AUTHORED BY: Jan Haraldsson, CNS		Medicines Committee Review: Oct 2016	
Edited by: Bryce Kivell, Medication Safety/Quality Pharmacist			
AUTHORISED BY: Dr Chanchal Ajodha, Anaesthetics Department – Pain management team.			