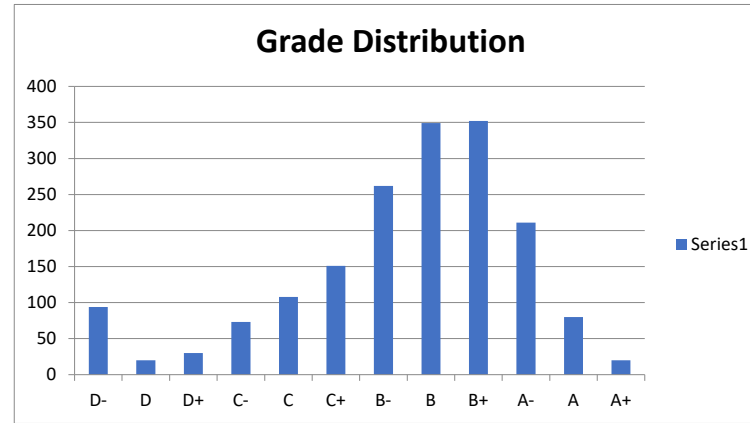


BUSINESS 101 Semester 1 2018

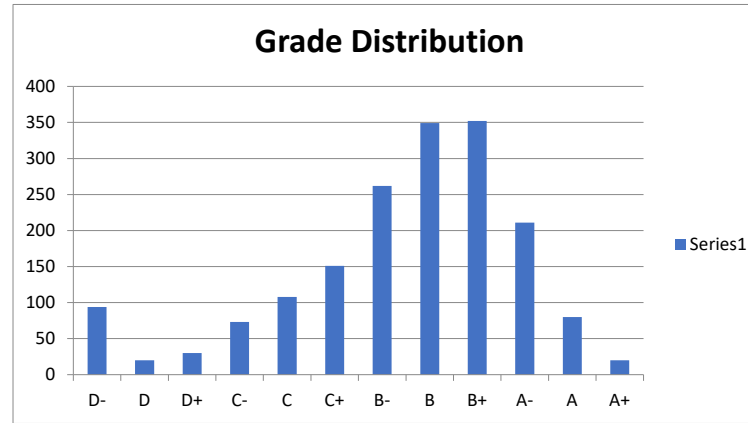
| Grades | Total | Pass: | 1518 | 92.11% |
|--------|--------|--------|--------------------------|--------|
| A+ | 35 | 2.12% | 130 | 7.89% |
| A | 82 | 4.98% | Mean grade: 70.63 | |
| A- | 172 | 10.44% | | |
| | 17.54% | | | |
| B+ | 260 | 15.78% | | |
| B | 305 | 18.51% | | |
| B- | 285 | 17.29% | | |
| | 51.58% | | | |
| C+ | 200 | 12.14% | | |
| C | 106 | 6.43% | | |
| C- | 73 | 4.43% | | |
| | 23.00% | | | |
| D+ | 34 | 2.06% | | |
| D | 22 | 1.33% | | |
| D- | 74 | 4.49% | | |
| | 7.89% | | | |
| | 1648 | | | |



| Final Exam | Total | Pass: | 1466 | 88.96% |
|------------|--------|--------|------|--------|
| A+ | 36 | 2.18% | 182 | 11.04% |
| A | 52 | 3.16% | | |
| A- | 133 | 8.07% | | |
| | 13.41% | | | |
| B+ | 197 | 11.95% | | |
| B | 314 | 19.05% | | |
| B- | 268 | 16.26% | | |
| | 47.27% | | | |
| C+ | 196 | 11.89% | | |
| C | 148 | 8.98% | | |
| C- | 122 | 7.40% | | |
| | 28.28% | | | |
| D+ | 37 | 2.25% | | |
| D | 35 | 2.12% | | |
| D- | 110 | 6.67% | | |
| | 11.04% | | | |
| | 1648 | | | |

BUSINESS 101 Semester 2 2018

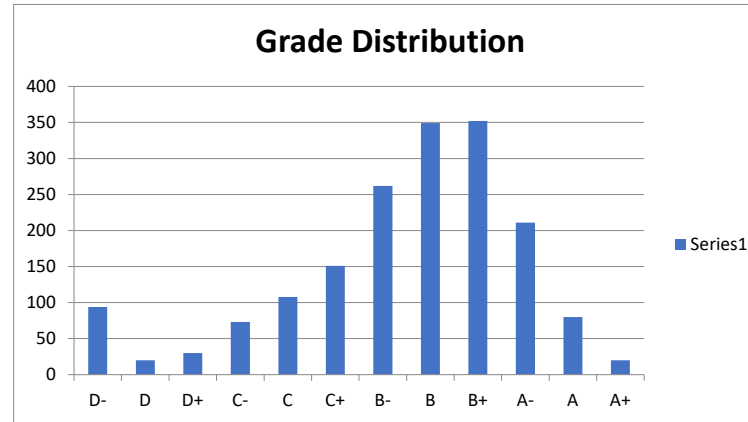
| Grades | Total | Pass: | 347 | 91.32% |
|--------|--------|--------|--------------------|--------|
| A+ | 12 | 3.16% | 33 | 8.68% |
| A | 25 | 6.58% | Mean grade: | |
| A- | 38 | 10.00% | 69.8 | |
| | 19.74% | | | |
| B+ | 46 | 12.11% | | |
| B | 70 | 18.42% | | |
| B- | 55 | 14.47% | | |
| | 45.00% | | | |
| C+ | 42 | 11.05% | | |
| C | 27 | 7.11% | | |
| C- | 32 | 8.42% | | |
| | 26.58% | | | |
| D+ | 11 | 2.89% | | |
| D | 1 | 0.26% | | |
| D- | 21 | 5.53% | | |
| | 8.68% | | | |
| | 380 | | | |



| Final Exam | Total | Pass: | 326 | 85.79% |
|------------|--------|--------|--------------------|--------|
| A+ | 8 | 2.11% | 54 | 14.21% |
| A | 25 | 6.58% | Mean grade: | |
| A- | 49 | 12.89% | 69.8 | |
| | 21.58% | | | |
| B+ | 64 | 16.84% | | |
| B | 43 | 11.32% | | |
| B- | 47 | 12.37% | | |
| | 40.53% | | | |
| C+ | 38 | 10.00% | | |
| C | 33 | 8.68% | | |
| C- | 19 | 5.00% | | |
| | 23.68% | | | |
| D+ | 19 | 5.00% | | |
| D | 8 | 2.11% | | |
| D- | 27 | 7.11% | | |
| | 14.21% | | | |
| | 380 | | | |

BUSINESS 101 Semester 1 2019

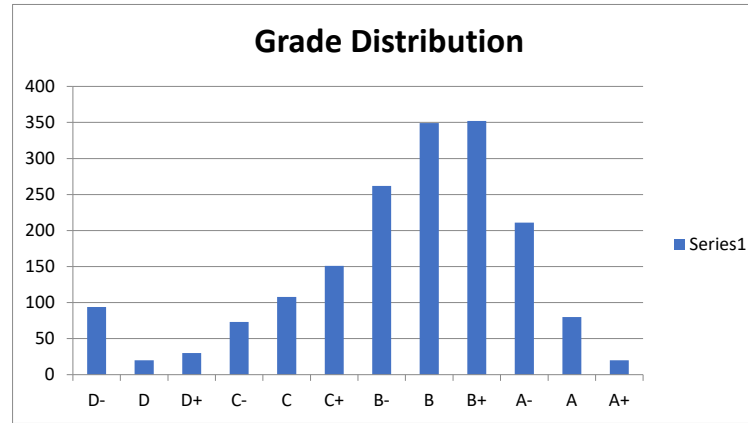
| Grades | Total | Pass: | 1479 | 91.86% | |
|--------|--------|--------|-------------|--------|-------|
| A+ | 33 | 2.05% | Fail: | 131 | 8.14% |
| A | 112 | 6.96% | Mean grade: | 69.19 | |
| A- | 174 | 10.81% | | | |
| | 19.81% | | | | |
| B+ | 158 | 9.81% | | | |
| B | 253 | 15.71% | | | |
| B- | 289 | 17.95% | | | |
| | 43.48% | | | | |
| C+ | 222 | 13.79% | | | |
| C | 160 | 9.94% | | | |
| C- | 78 | 4.84% | | | |
| | 28.57% | | | | |
| D+ | 37 | 2.30% | | | |
| D | 27 | 1.68% | | | |
| D- | 67 | 4.16% | | | |
| | 8.14% | | | | |
| | 1610 | | | | |



| Final Exam | Total | Pass: | 1437 | 89.25% | |
|------------|--------|--------|-------|--------|--------|
| A+ | 34 | 2.11% | Fail: | 173 | 10.75% |
| A | 59 | 3.66% | | | |
| A- | 117 | 7.27% | | | |
| | 13.04% | | | | |
| B+ | 178 | 11.06% | | | |
| B | 271 | 16.83% | | | |
| B- | 260 | 16.15% | | | |
| | 44.04% | | | | |
| C+ | 202 | 12.55% | | | |
| C | 149 | 9.25% | | | |
| C- | 167 | 10.37% | | | |
| | 32.17% | | | | |
| D+ | 31 | 1.93% | | | |
| D | 39 | 2.42% | | | |
| D- | 103 | 6.40% | | | |
| | 10.75% | | | | |
| | 1610 | | | | |

BUSINESS 101 Semester 2 2019

| Grades | Total | Pass: | 390 | 85.15% |
|--------|--------|--------|-------------|--------|
| A+ | 0 | 0.00% | Fail: | 68 |
| A | 13 | 2.84% | Mean grade: | 64.79 |
| A- | 28 | 6.11% | | |
| | 8.95% | | | |
| B+ | 50 | 10.92% | | |
| B | 90 | 19.65% | | |
| B- | 79 | 17.25% | | |
| | 47.82% | | | |
| C+ | 68 | 14.85% | | |
| C | 38 | 8.30% | | |
| C- | 24 | 5.24% | | |
| | 28.38% | | | |
| D+ | 17 | 3.71% | | |
| D | 7 | 1.53% | | |
| D- | 44 | 9.61% | | |
| | 14.85% | | | |
| | 458 | | | |



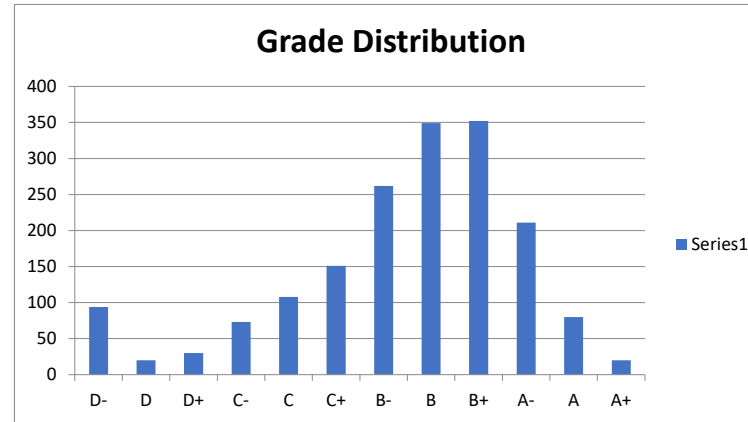
| Final Exam | Total | Pass: | 371 | 81.00% |
|------------|--------|--------|--------|--------|
| A+ | 8 | 1.75% | Fail: | 87 |
| A | 10 | 2.18% | 19.00% | |
| A- | 27 | 5.90% | | |
| | 9.83% | | | |
| B+ | 51 | 11.14% | | |
| B | 54 | 11.79% | | |
| B- | 67 | 14.63% | | |
| | 37.55% | | | |
| C+ | 65 | 14.19% | | |
| C | 44 | 9.61% | | |
| C- | 45 | 9.83% | | |
| | 33.62% | | | |
| D+ | 15 | 3.28% | | |
| D | 11 | 2.40% | | |
| D- | 61 | 13.32% | | |
| | 19.00% | | | |
| | 458 | | | |

BUSINESS 101 Semester 1 2020

| Grades | Total | Pass: | 1234 | 93.27% |
|--------|--------|--------|------|--------|
| A+ | 35 | 2.65% | 89 | 6.73% |
| A | 101 | 7.63% | | |
| A- | 247 | 18.67% | | |
| | 28.95% | | | |
| B+ | 276 | 20.86% | | |
| B | 240 | 18.14% | | |
| B- | 137 | 10.36% | | |
| | 49.36% | | | |
| C+ | 92 | 6.95% | | |
| C | 69 | 5.22% | | |
| C- | 37 | 2.80% | | |
| | 14.97% | | | |
| D+ | 18 | 1.36% | | |
| D | 14 | 1.06% | | |
| D- | 57 | 4.31% | | |
| | 6.73% | | | |
| | 1323 | | | |

Mean grade:

70.89



| Final Exam | Total | Pass: | 1200 | 90.70% |
|------------|--------|--------|------|--------|
| A+ | 75 | 5.67% | 123 | 9.30% |
| A | 110 | 8.31% | | |
| A- | 206 | 15.57% | | |
| | 29.55% | | | |
| B+ | 241 | 18.22% | | |
| B | 203 | 15.34% | | |
| B- | 162 | 12.24% | | |
| | 45.80% | | | |
| C+ | 83 | 6.27% | | |
| C | 66 | 4.99% | | |
| C- | 54 | 4.08% | | |
| | 15.34% | | | |
| D+ | 28 | 2.12% | | |
| D | 19 | 1.44% | | |
| D- | 76 | 5.74% | | |
| | 9.30% | | | |
| | 1323 | | | |