

30 September 2020

Ben Mayson

By email: fyi-request-13735-f0085394@requests.fyi.org.nz  
Ref: H202007070

Dear Ben Mayson

**Response to your request for official information**

Thank you for your request under the Official Information Act 1982 (the Act) on 9 September 2020 to the Ministry of Health (the Ministry) for:

*“Amount paid out under the Ministry of Health Hearing aid subsidy scheme, by Quarter and by region / sub-region, for the past 10 years  
I would like to request information on the amount (\$) paid out under the Ministry of Health Hearing aid subsidy scheme, by Quarter and by region / sub-region”*

Information regarding the monthly hearing aid subsidy expenditure from July 2011 to June 2020 is enclosed as Document 1. The Ministry does not hold information for the hearing aid subsidy expenditure by quarter and region or subregion, as such your request for this information is refused under section 18(g) of the Act. However, this information is available at a national level and has been provided to you broken down by month and year. Please be advised that information deemed out of scope has been excluded.

I trust this information fulfils your request. Under section 28(3) of the Act you have the right to ask the Ombudsman to review any decisions made under this request.

Please note that this response, with your personal details removed, may be published on the Ministry website.

Yours sincerely



Adri Isbister  
**Deputy Director-General  
Disability**

**3. Current Year Financial Expenditure - by month**  
 (All figures in this report are GST Exclusive)  
 Monthly Contracted

Out of scope

**Other contracts - Cash Requested per month (GST exclusive)**

	July	August	September	October	November	December	January	February	March	April	May	June	Annual Totals
Regular Aid Subsidy: 308,405,000													
Out of scope													
Actual for Regular Subsidy: 308,405,000	681,927	474,796	867,651	719,612	1,512,927	403,892	423,027	1,809,341	660,988	550,867	395,444	469,778	8,967,249

Out of scope

Out of scope

### 3. Hearing Aids Services Monthly Expenditure Report

3-1. Monthly expenditure of each hearing aid fund based on invoices paid

Service period	July	August	September	October	November	December	January	February	March	April	May	June	Annual Totals
Subsidy Scheme	863,992	927,546	1,020,738	866,701	943,175	781,355	676,417	791,844	745,629	785,139	977,506	821,047	10,201,090

Out of scope

Out of scope

### 3. Hearing Aids Services Monthly Expenditure Report


accessible HEARING Monthly Reporting – June 2013

### 3. Hearing Aids Services Monthly Expenditure Report

3-1. Monthly expenditure of each hearing aid fund based on invoices paid

Service period	Out of scope												
	July	August	September	October	November	December	January	February	March	April	May	June	YTD
Subsidy Scheme	730,813	812,483	802,960	858,224	865,703	699,821	552,192	677,297	663,487	656,366	747,407	708,258	8,775,011
Out of scope													

Out of scope



3. Hearing Aids Services Monthly Expenditure Report

3-1. Monthly expenditure of each hearing aid fund based on invoices paid


Out of scope

Out of scope

Subsidy Scheme	716,707	737,856	825,037	746,456	828,628	816,501	670,193	580,907	812,881	846,213	921,324	906,527	9,409,230
----------------	---------	---------	---------	---------	---------	---------	---------	---------	---------	---------	---------	---------	-----------

Out of scope

Out of scope



accessible HEARING Monthly Reporting – June 2015


3. Hearing Aids Services Monthly Expenditure Report

3-1. Monthly expenditure of each hearing aid fund based on invoices paid

Out of scope

Subsidy Scheme	969,098	893,226	870,462	914,428	942,690	1,076,335	724,253	795,966	929,250	817,325	727,548	1,259,839	10,920,420
Out of scope													

Out of scope



Expenditure Analysis

Part 15: Expenditure Analysis														
Financial Data Type	Jul-15	Aug-15	Sep-15	Oct-15	Nov-15	Dec-15	Jan-16	Feb-16	Mar-16	Apr-16	May-16	Jun-16	Total/YTD	Last YTD
Out of scope														
Subsidy	\$1,077,140	\$944,286	\$976,462	\$1,028,734	\$1,054,565	\$1,074,521	\$788,437	\$754,481	\$1,011,990	\$986,116	\$1,129,471	\$1,232,000	\$12,058,054	\$10,922,132
Out of scope														

Out of scope




Expenditure Analysis

Part 13: Expenditure Analysis

Financial Data Type	Jul-16	Aug-16	Sep-16	Oct-16	Nov-16	Dec-16	Jan-17	Feb-17	Mar-17	Apr-17	May-17	Jun-17	Total/YTD	YTD
Out of scope														
Subsidy	\$1,077,321	\$1,412,873	\$1,218,425	\$1,046,986	\$1,273,593	\$1,203,201	\$938,097	\$986,310	\$1,130,210	\$989,539	\$1,294,482	\$1,283,654	\$13,854,690	\$12,058,054
Out of scope														

Out of scope





Expenditure Analysis

Part 13: Expenditure Analysis														
Financial Data Type	Jul-17	Aug-17	Sep-17	Oct-17	Nov-17	Dec-17	Jan-18	Feb-18	Mar-18	Apr-18	May-18	Jun-18	Total/YTD	Last YTD
Out of scope														
Subsidy	\$1,204,765	\$1,333,711	\$1,180,402	\$1,332,602	\$1,504,533	\$1,275,017	\$1,191,094	\$1,226,170	\$1,240,245	\$1,241,018	\$1,546,633	\$1,428,856	\$15,705,045	\$13,854,690

Out of scope

Out of scope



Part 14: Monthly expenditure of funded/hearing aids for Adults with complex needs aged 16 years and over

Expenditure Analysis


Part 13: Expenditure Analysis

Financial Data Type	Jul-18	Aug-18	Sep-18	Oct-18	Nov-18	Dec-18	Jan-19	Feb-19	Mar-19	Apr-19	May-19	Jun-19	Total/YTD	Last YTD
Subsidy	\$1,471,766	\$1,750,631	\$1,488,428	\$1,541,314	\$1,462,188	\$1,304,241	\$1,178,909	\$1,086,166	\$1,238,500	\$1,292,782	\$1,645,620	\$1,240,123	\$16,700,669	\$15,705,045

Out of scope

Out of scope

Out of scope



Expenditure Analysis

Part 13: Expenditure Analysis

Financial Data Type	Jul-19	Aug-19	Sep-19	Oct-19	Nov-19	Dec-19	Jan-20	Feb-20	Mar-20	Apr-20	May-20	Jun-20	Total/YTD	Last YTD
Subsidy	\$1,500,620	\$1,480,194	\$1,318,945	\$1,445,833	\$1,191,915	\$1,692,425	\$1,477,829	\$1,379,957	\$1,663,798	\$490,049	\$704,822	\$1,119,229	\$15,465,618	\$16,700,669

Out of scope

Out of scope

Out of scope

