

WRS - TICKETING VALIDATOR PROJECT

GROUND FLOOR PLATFORM 2 & 3, WELLINGTON RAILWAY STATION

BUILDING CONSENT ISSUE - REV-0

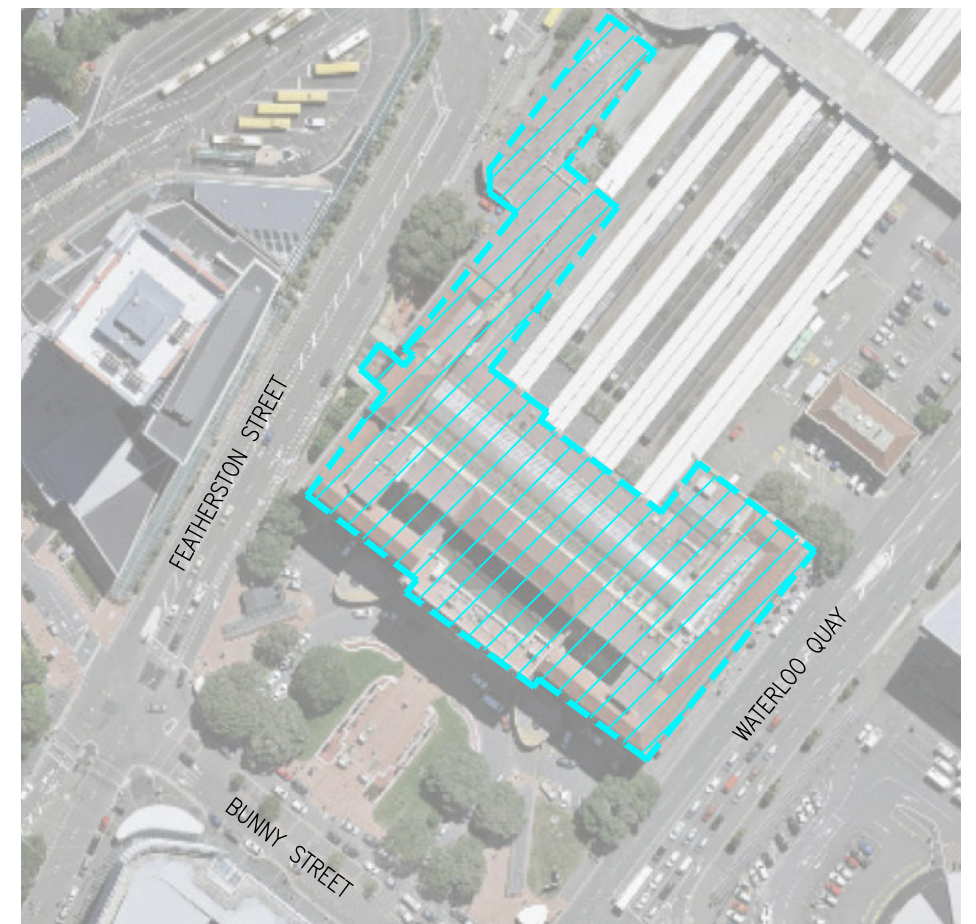
APRIL 2021

Drawing Schedule		
Sheet	Drawing	Rev
A-G.01	Overall Ground Level Floor Plan	0
A-G.02	Ground Level Floor Plan	0
A-G.03	Floor Plan & Details	0

ADDRESS:
 WELLINGTON RAILWAY
 STATION
 2 BUNNY STREET,
 WELLINGTON, 6011,
 NEW ZEALAND.

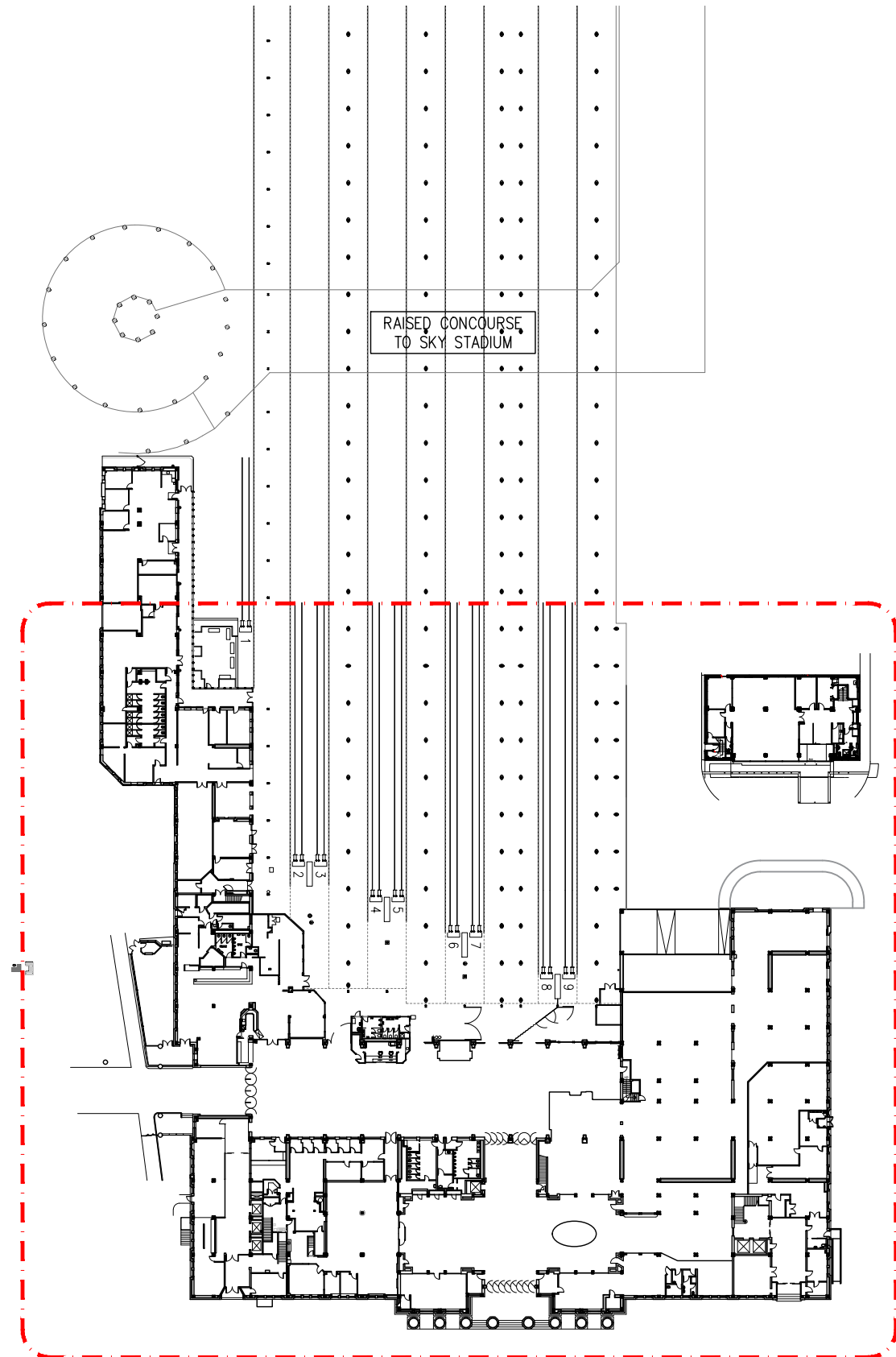
LEGAL DESCRIPTION:
 PART LOT 1, DP 17895
 PART LOT 1, DP 10550

BUILDING IMPORTANCE:
 IMPORTANCE LEVEL 3



01 SITE LOCATION PLAN
NTS





REFER DWG. A-G.02

GENERAL NOTES

All works shown or implied to be carried out in strict accordance with the NZ Building Code and Local Body requirements.

All electrical work to be carried out in accordance with the NZ Building Code and Local Body requirements.

All dimensions to be checked on site prior to any work commencing.

These drawings are to be read in conjunction with the Scope Of Works Document and any attached product specific documentation.

All heritage fabric is to remain intact and be appropriately protected throughout the duration of the works to avoid any damage. Should any damage occur to the above mentioned heritage fabric the contractor will be held accountable for all making good / remediation required.



PO Box 27 517, Marion Square
Level 1, 85 The Terrace, Wellington, NZ
T 04 801 7134
interact@interactarchitects.co.nz

All dimensions to be checked on site before commencing work

Rev #	Description	Date
0	ISSUED FOR BUILDING CONSENT	XX.XX.XX

Project
WELLINGTON RAILWAY STATION
TICKETING VALIDATOR PROJECT



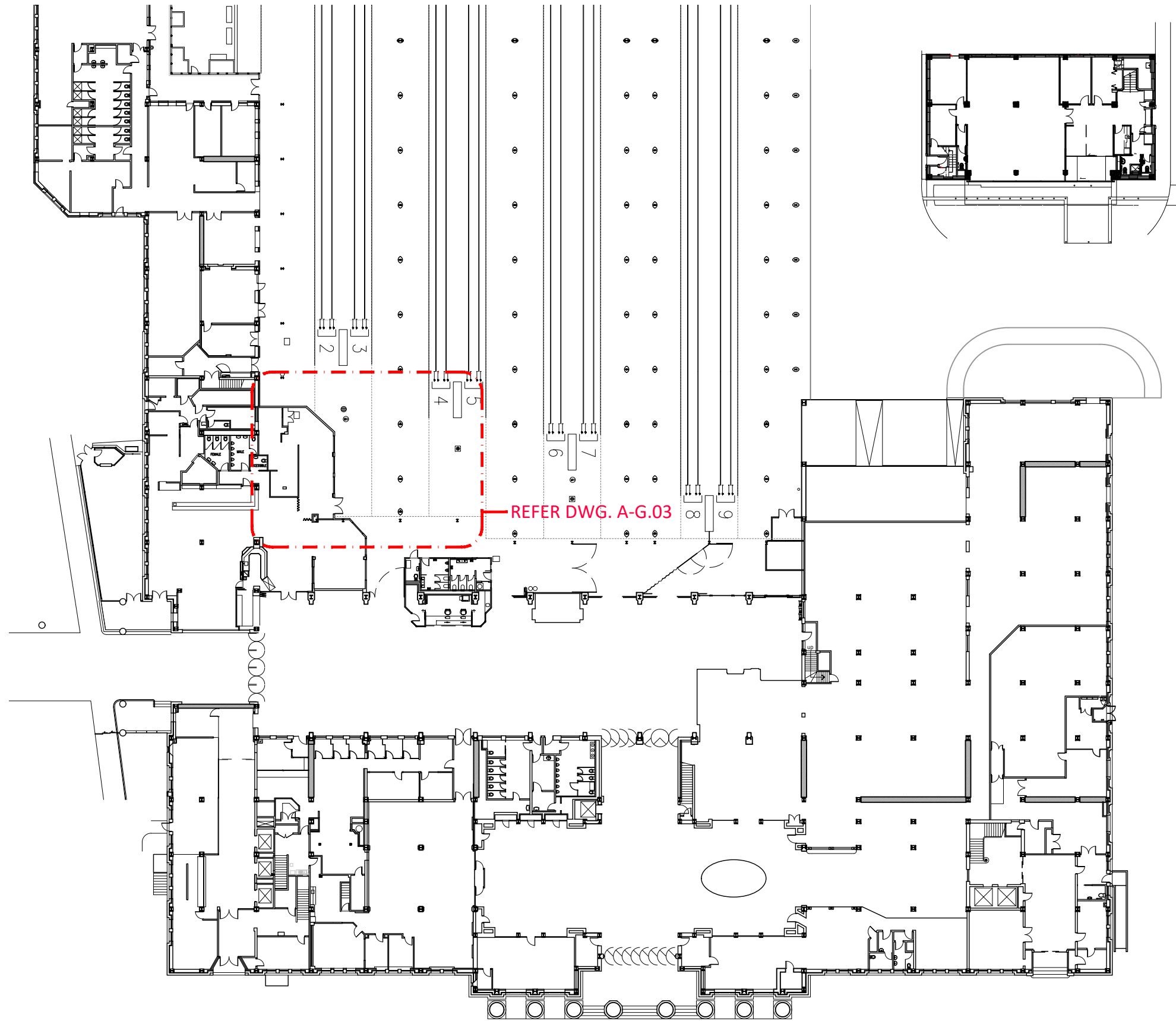
Title:
OVERALL GROUND LEVEL FLOOR PLAN

Folder: 202106
Design:
Drawn:
Date: APRIL 2021
Scale: 1:1000 @A3
Drawing No: Rev:

A-G.01 0

01 OVERALL FLOOR PLAN
1:1000





GENERAL NOTES

All works shown or implied to be carried out in strict accordance with the NZ Building Code and Local Body requirements.

All electrical work to be carried out in accordance with the NZ Building Code and Local Body requirements.

All dimensions to be checked on site prior to any work commencing.

These drawings are to be read in conjunction with the Scope Of Works Document and any attached product specific documentation.

All heritage fabric is to remain intact and be appropriately protected throughout the duration of the works to avoid any damage. Should any damage occur to the above mentioned heritage fabric the contractor will be held accountable for all making good / remediation required.



PO Box 27 517, Marion Square
 Level 1, 85 The Terrace, Wellington, NZ
 T 04 801 7134
 interact@interactarchitects.co.nz

All dimensions to be checked on site before commencing work

Date	Rev #	Description
XX.XX.XX	0	ISSUED FOR BUILDING CONSENT

Project
WELLINGTON RAILWAY STATION
 TICKETING VALIDATOR PROJECT

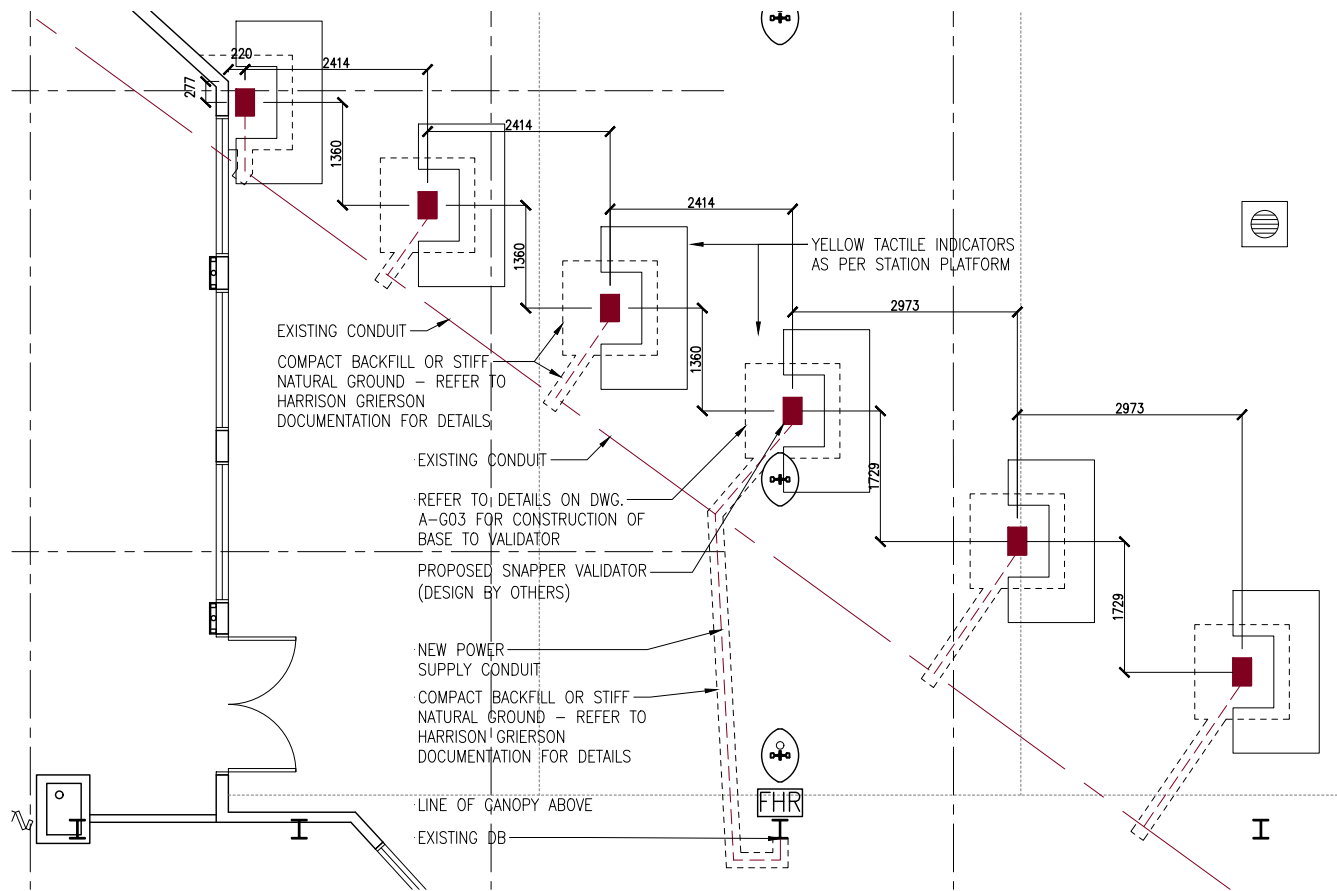


Title:
GROUND LEVEL FLOOR PLAN

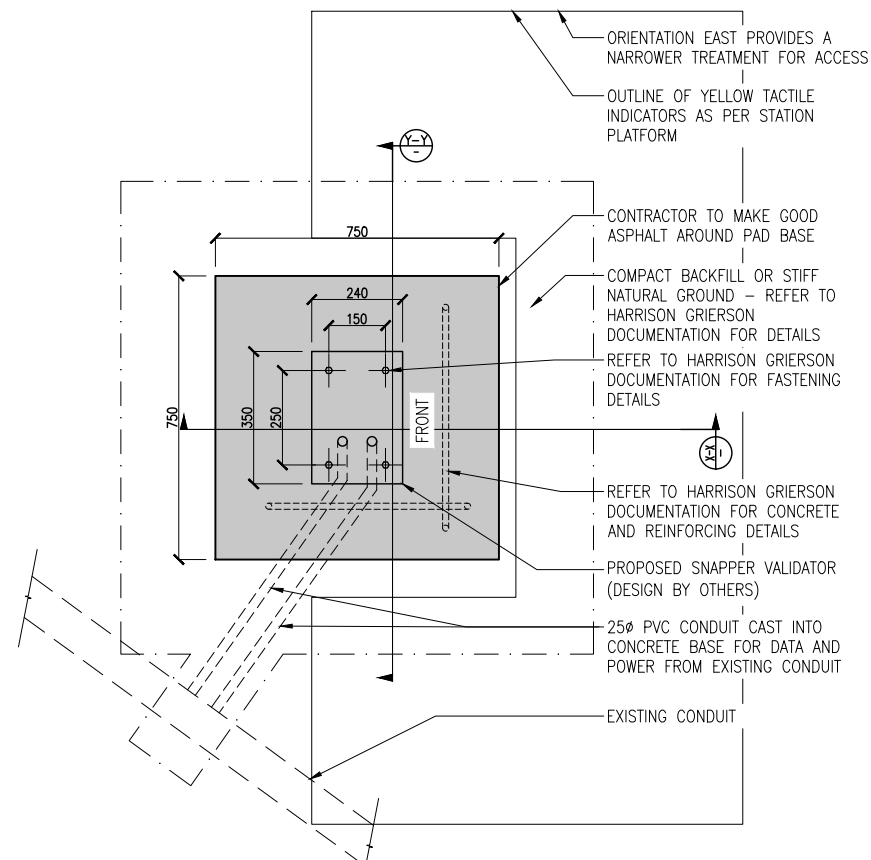
Folder: 202106
 Design:
 Drawn:
 Date: APRIL 2021
 Scale: 1:500 @A3
 Drawing No: Rev:

A-G.02 0

01 CROPPED GROUND FLOOR PLAN 1:500



01 CROPPED GROUND FLOOR PLAN 1:100



02 BASE PLAN 1:20

GENERAL NOTES

All works shown or implied to be carried out in strict accordance with the NZ Building Code and Local Body requirements.

All electrical work to be carried out in accordance with the NZ Building Code and Local Body requirements.

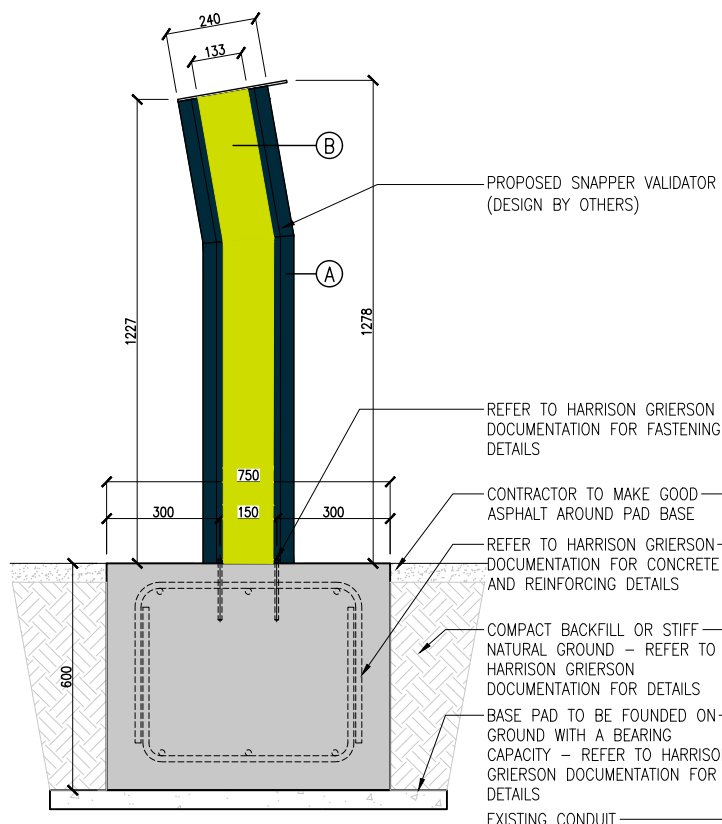
All dimensions to be checked on site prior to any work commencing.

These drawings are to be read in conjunction with the Scope Of Works Document and any attached product specific documentation.

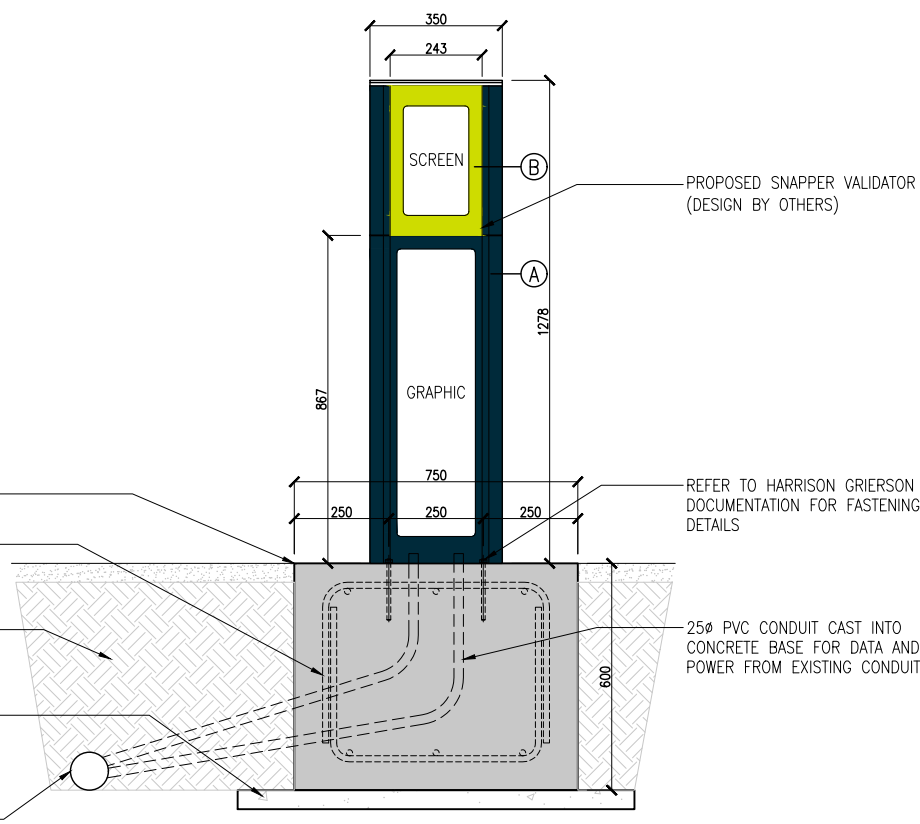
All heritage fabric is to remain intact and be appropriately protected throughout the duration of the works to avoid any damage. Should any damage occur to the above mentioned heritage fabric the contractor will be held accountable for all making good / remediation required.

PRIMARY BRAND COLOURS

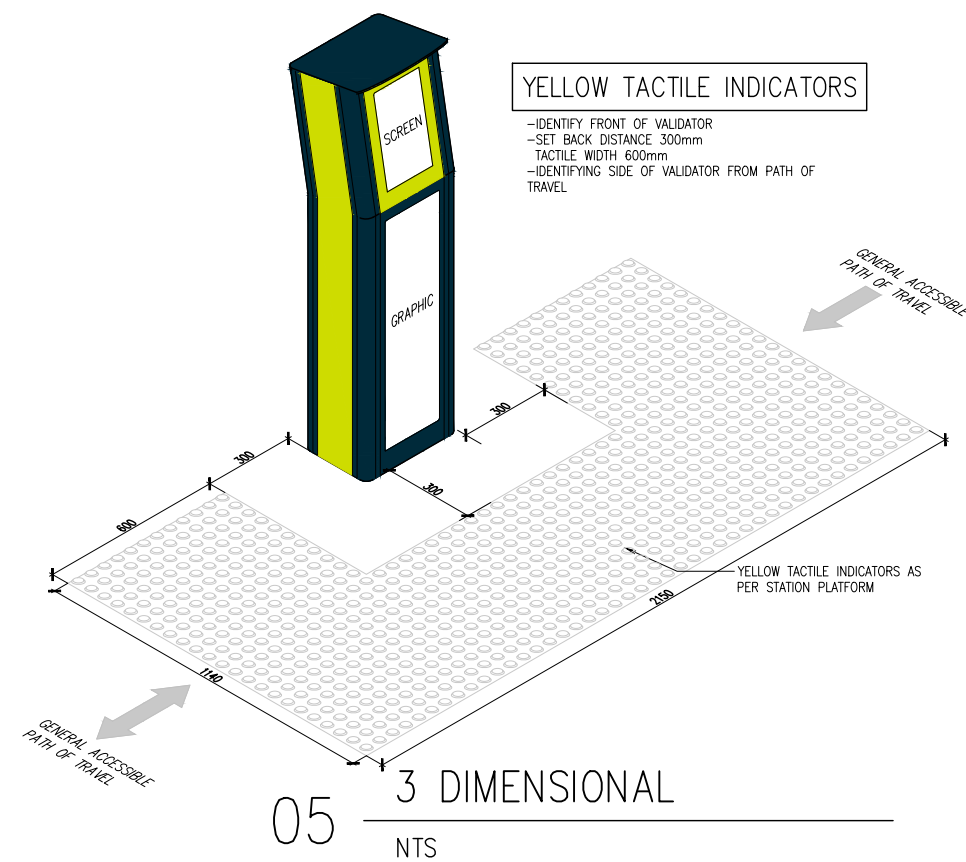
A	B
Puru Karora (Blue Penguin)	Protoplasm (Lime Green)
PMS 303	PMS 381
CMYK 100/47/22/82	CMYK 25/0/98/0
RGB 0/42/58	RGB 206/220/0
HEX #002A3A	HEX #CEDCC00



03 SECTION X-X 1:20



04 SECTION Y-Y 1:20



05 3 DIMENSIONAL NTS

All dimensions to be checked on site before commencing work

Rev #	Description	Date
0	ISSUED FOR BUILDING CONSENT	XX.XX.XX

Project
WELLINGTON RAILWAY STATION
TICKETING VALIDATOR PROJECT



Title:
FLOOR PLAN AND DETAILS

Folder: 202106
Design:
Drawn:
Date: APRIL 2021
Scale: 1:100/20 @A3
Drawing No: Rev:

A-G.03 0